



TOPICAL BREAK DOWN FOR LITERACY ONE P.1

WK	PD	THEME	SUB-THEME
1	1	OUR SCHOOL	<ul style="list-style-type: none"> - Location of our school - History of our school - People in our school - People in our school and their roles - Things found in the school environment.
	2		
	3		
	4		
	5		
2	1		<ul style="list-style-type: none"> - Buildings found at school - Uses of things found at school - People found at school and their places of work - Things found in the classroom environment - Things found in the classroom environment and their uses.
	2		
	3		
	4		
	5		
3	1		<ul style="list-style-type: none"> - Our school symbols - Importance of the school symbols - Activities done at school - Ways of keeping our school clean - Things we use to keep our school clean
	2		
	3		
	4		
	5		
4	1		<ul style="list-style-type: none"> - Needs of a school - The school property - The safe ways of moving to and from school. - Important things on the way to and from school
	2		
	3		
	4		
	5		

			<ul style="list-style-type: none"> - Dangers on the way to and from school
5	1	OUR HOME	<ul style="list-style-type: none"> - The road signs - The neighbouring schools
	2		
	3		<ul style="list-style-type: none"> - People in our home
	4		<ul style="list-style-type: none"> • Types of families • People in a nuclear family
	5		
6	1		<ul style="list-style-type: none"> - People in an extended family - Roles of people found at home - Relationships at home - Activities done at home - Things found at home - Things found at home and their uses
	2		
	3		
	4		
	5		
7	1		<ul style="list-style-type: none"> - Ways of keeping our home clean - Things that make up a good/clean home - Parts of the a house - Rooms in the house - Things found in each room of a house
	2		
	3		
	4		
	5		
8	1		<ul style="list-style-type: none"> - Uses of things in the house - Ways of caring for the things in the house - Types of houses - Building materials - Sources of building materials
	2		
	3		
	4		
	5		
9	1		<ul style="list-style-type: none"> - Family needs (luxury needs) - Basic needs (food) - Water - Clothes - Shelter
	2		
	3		
	4		
	5		
10	1		<ul style="list-style-type: none"> - Bad people in the family - Bad behavior in the family
	2		
	3	OUR COMMUNITY	<ul style="list-style-type: none"> - People found in the community - People in the community and their work - People and their places of work - Important places in the community - Importance of important places - Activities in the community
	4		
	5		

P.1 LESSON NOTES FOR LITERACY 1

TERM I

THEME: OUR SCHOOL

SUB-THEME: People in our school

Location and History of our school

A school is a place where we go to learn.

Name of the school _____.

It is found at _____ village, _____ division
_____ district, off _____ road.

The founder is Mr. Mukalazi Kizito Hormisdasc (Director)

Our headteacher is _____.

Deputy Headteacher is _____

A headteacher heads a school.

ACTIVITY

1. A _____ is a place where we go to learn.
2. Who heads a school? _____
3. What is the name of our school?
4. What is the name of our headteacher?
5. What is the name of the director?
6. Why do we come to school?

People who work/serve us at school

- Headteacher
- Teachers
- Bursar
- Secretaries
- Librarian
- Nurses
- Drivers
- Prefects
- Office messenger
- Cooks
- Gatekeeper
- Cleaners
- Matrons

ACTIVITY

1. Fill in the missing letters

t ___ acher H ___r misdallen

n ___rse l ___arn

2. We come to school to....
3. Our headteacher is Mr.
4. Underline people who serve us at school

teachers	father	bursar
mother	nurse	aunt
cooks	boy	Secretary
girls	matrons	cleaners

5. What is your name? _____

Roles of people at school

Teacher	-	teaches children
Headteacher	-	heads a school
Matrons	-	cooks food
Bursar	-	collect school fees
Nurse	-	Cares for sick children
Librarian	-	keeps books in the library
Prefects	-	keep discipline
Gate keeper	-	opens and closes the gate
Secretary	-	types exams and letters

ACTIVITY

1. In which class are you?
2. A _____ heads a school.
3. Who cooks food at school?
4. A _____ collects school fees.
5. Who cares for sick children/pupils?
6. Fill in the missing letters.

b__rsar te__cher p__pils co__ks n__rse
m__trons he__dteacher

SUB-THEME: THINGS IN OUR SCHOOL

Things found in our school

- Furniture
- Plants
- Building
- Stationery
- Vehicles
-

Buildings in our school

- Classrooms
- Dormitories
- Store
- Staffroom
- Kitchen
- Toilets/latrines
- Office
- Canteen
- Library
- Sickbay
- Dining hall
- Bathrooms

ACTIVITY


1. Fill in the missing letters

K__tchen l__brary to__let classr__ms

2. Circle the buildings at school.

kitchen house sickbay
trees toilet classroom
store hut office

3. Name these buildings at school.



Buildings and their importance.

Classroom	Where pupils learn from.
Toilet/latrine	Where pupils ease themselves from
Sickbay	Where sick pupils are treated from.
Kitchen	Where cooks cook from.
Library	Where text books are kept.
Dining hall	Where pupils have their meals from.
Staffroom	Where teachers have meals from.
Store	Where school property are kept.

People and their places of work at school

headteacher	-	office
teachers	-	classroom
matrons	-	dormitory
librarian	-	library
nurse	-	sickbay
bursar	-	office
cooks	-	kitchen

Activity

Match people to their places of work at school


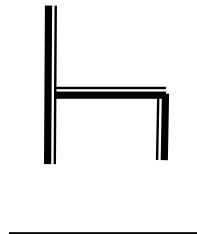
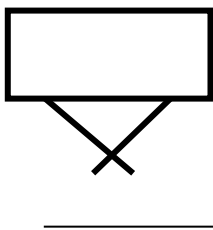

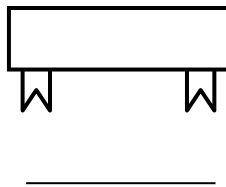
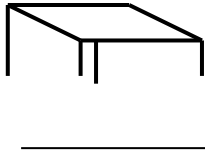
nurse classroom

matrons kitchen
teachers sickbay
cooks office
librarian dormitory

Classroom objects

pencils desks benches
chairs tables books
chalk wall clock dustbin
chalkboard bookshelves charts

ACTIVITY



Uses of things found in the classroom.

Chair – For sitting on

- Brooms - For sweeping
- Book - For writing in
- Dustbin - For putting in rubbish
- Pencils - For writing, etc

SCHOOL SYMBOLS

School symbols are things which make our school different from others.

Examples of school symbols

- School flag
- School motto
- School signpost
- School anthem
- School address
- School mission
- School prayer
- School uniform
- School badge

Importance of school symbols

- a) School uniform - For identification
- b) School signpost - For location of the school
- c) School motto - It encourages us to work hard

ACTIVITY

1. Underline the school symbols

School motto school bag school bus
school flag School uniform school badge

2. Fill in the missing letters

fl_g

b_dge


S_gnpost

motto

anth_m

un_form Pr_yer

3. School flag



School motto

Our school motto is Education has no money.

Values - It encourages us to work hard.

School address

Hormisdallen Primary School

P.O. Box 30223.

School signpost



School uniform

The colours of our school uniform are; red, blue and white



A school uniform makes us look smart.

It is for identification.

School badge

Things found on a school badge

School motto

Name of the school



ACTIVITY

1. Name any two school symbols.
2. Write the colours of our uniform.
3. Name two things found on the school signpost.
4. Education has no money value is our _____
5. What is the name of our school?

SUB –THEME: ACTIVITIES DONE AT SCHOOL

Activities done at school.

- Sweeping
- Reading
- Writing

- Drawing
- Singing
- Learning
- Praying
- Eating
- Playing
- Gardening
- Cleaning
- Dancing

Name these activities in our school.



Things we use to keep the school clean.

- Water
- Soap
- Dustbin
- Brush
- Rag


Ways of keeping the school clean.

- By sweeping
- By mopping
- By burning rubbish
- By picking rubbish
- By scrubbing toilets
- By slashing
- By digging


Things in our school environment



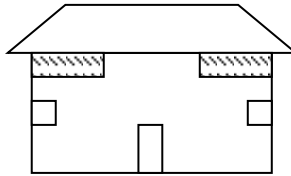
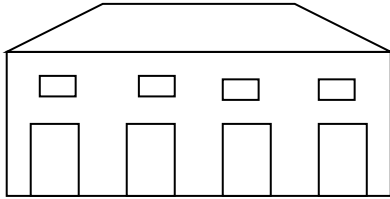
cars/vehicles



trees



flowers



buildings

Schools needs

- Desks
- Chalk
- School bus
- Chairs
- Tables
- Water
- Food
- Buildings
- Chalk board

School property

Things which belong to the school e.g,



- School bus
- Buildings
- Chairs/furniture
- Chalk board

- Library books
- Charts

ACTIVITY

Name four examples of furniture.

1. Give two ways of keeping the school clean.
2. Name these things in the school environment.



3. Write two school needs. _____ and

SAFE WAYS OF MOVING TO AND FROM SCHOOL

Important things on the way to and from school.

- Hills
- Trees
- Cars
- Animals
- Mountains
- Houses
- Markets
- shops

Dangers on the way to and from school.

- Kidnapping
- Dog bite

- Snakes bite
- Car accidents
- Drowning
- Mad people beat children
- Falling off the tree


ACTIVITY

1. Mention three things you see on your way to school.
2. Fill in the missing letters.
 an_mals chu__ch
 m__rket ho_use
3. Write two school needs.
4. Draw these dangers you meet on your way to school.
 Snake bite _____ dog bite _____
 Falling off the tree

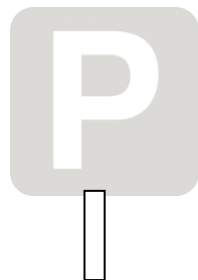
How to avoid dangers on the way to and school (Safe ways of moving to and from school).

- Don't play with dangerous objects
- Do not play on the road.
- Don't climb trees
- Move in groups


ROAD SIGNS



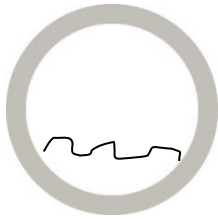
Zebra Crossing



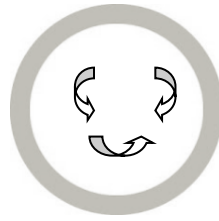
packing



No packing



Humps ahead



roundabout



School ahead



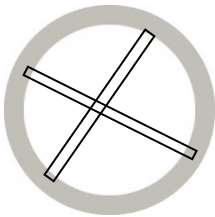
Danger ahead



Speed limit



end of speed limit



Not stopping

THEME: OUR HOME

A home is a place where people or animals live.

Father and mother start a home.

Where do you live? (village, town)

What is the name of your father?

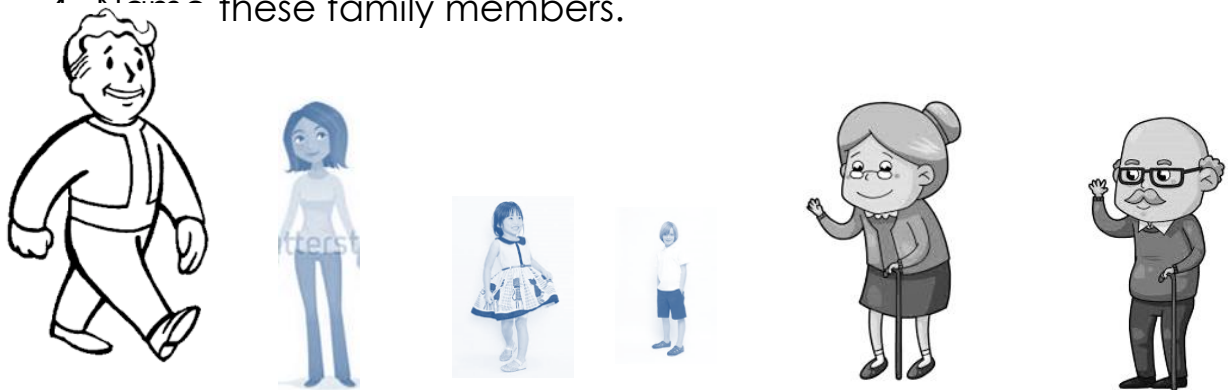
Children draw their homes.

People at home

father	mother	sister	brother
aunt	uncle	nephew	niece
grandfather	grandmother	cousins	maids

ACTIVITY

1. Write the words correctly.
thermo therfa stersi
2. Who heads a family?
3. Mention four people found at school, home.
4. Name these family members.



Types of families

- Nuclear family
- Extended family

A family is a group of people related by blood, marriage or adoption.

Nuclear family

A nuclear family is a family having father, mother and children.

Extended family - An extended family is a family having father, mother, relatives in a family.

Relatives in a family

Aunt, uncle, grandfather, grandmother, niece, nephew, etc.

Relationship in a home

Father and mother are my parents.

Father of my parents is my grandfather.

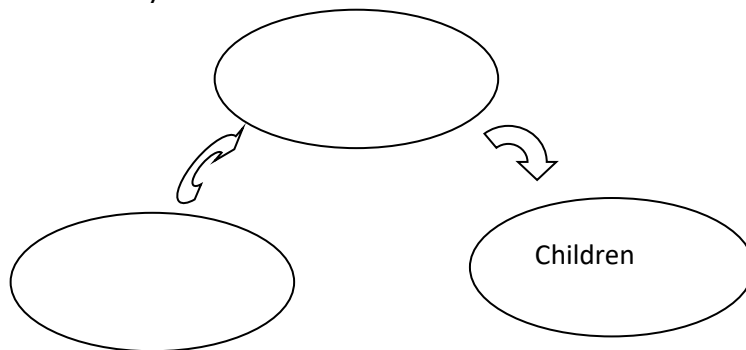
Mother of my parents is my grandmother.

Sister of my parents is my aunt.

Brother of my parents is my uncle.

ACTIVITY

1. A _____ is a place where we live.
2. Mention four members.
3. Write three members of a nuclear family.
4. Fill in correctly.



SUB-THEME: ROLES/RESPONSIBILITIES OF DIFFERENT FAMILY MEMBERS.

Roles of Father

- He buys food
- He pays school fees
- He buys clothes
- He pays house rent
- He provides security

Roles of mother

- She cooks food
- She buys food
- She washes clothes
- She care for children

Roles of children

- They fetch water
- They collect firewood
- They help to wash clothes
- They help in cooking

ACTIVITY

Match correctly

Father fetch water

Mother buys food

Children cooks food

Who heads the following?

Family

School

Draw the following people.

Father

mother

sister

brother

Activities done at home

- Cooking
- Sweeping
- Fetching water
- Bathing
- Washing
- Collecting firewood
- Digging
- Slashing
- Mopping

Ways of keeping our home clean.

- By sweeping
- By mopping
- By slashing
- By smoking latrines
- Removing cobwebs
- By burning rubbish
- By digging
- Covering pit latrines

SUB-THEME: THINGS IN OUR HOME AND THEIR USES

Plants, people, birds, animals,

Animals kept at home

Domestic animals are animals kept at home.

Examples

- Dog
- Cow
- Goat
- Sheep
- camel
- horse
- Rabbit
- Pig

Birds kept at home

Hens, ducks, turkeys, pigeon

Uses of domestic animals

- We get meat
- We get hides and skins
- A cat chases away rats
- We get milk
- A dog guards our homes
- Some are used for transport

Uses of birds

- We get eggs
- We sell them and get money
- We get feathers
- We eat them

ACTIVITY

1. Underline things that make up a home
People, chairs, plants tables, animals birds
2. Name three animals kept at home.
3. Which animal guards our home?
4. Give two uses of animals.
5. Mention four birds kept at home.
6. List two things we get from animals.

PLANTS

Examples of plants around our school.

Trees sugarcane plant, yam plant pawpaw plant guava plant bean plant

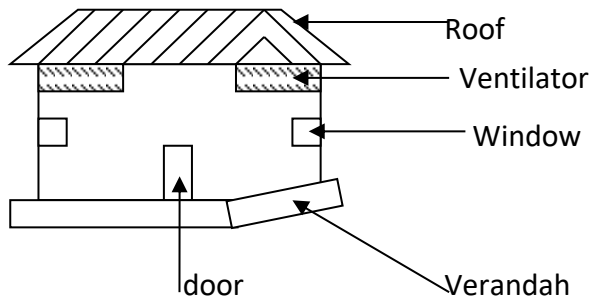
Draw some of them

Things found in a good home.

- Latrine
- Bathroom
- Main house
- Kitchen
- Rubbish pit
- Compound
- Rack
- Dustbin

Draw these things found in a clean home.

Parts of a house



Rooms in a house

Sitting room - Where we sit.

Bedroom - Where we sleep.

Bathroom - Where we bathe from.

Kitchen - Where we cook from.

Latrine - Where we ease from.

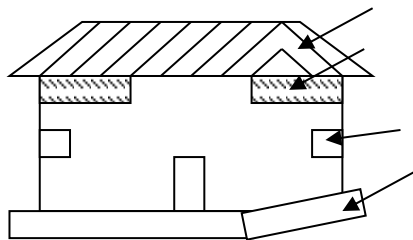
Garage - Where the car is kept.

Store - Where food and other things are kept.

Dining room - Where we eat from.

ACTIVITY

1. Name the parts of a house.



2. Mention two rooms in a house.

3. Name the room where we:

- Sleep
- Save meals from
- Bathe from
- Ease from
- Cook food from

Objects found in each room of a house.

Things found in a sitting room.

- Chair
- Tables
- Radio
- Wall clock
- Television
- Flowers
- Mats

Draw things found in a sitting room.

Things found in the kitchen.

- Plates
- Charcoal stove
- Saucepan
- Firewood
- Cups
- Jerrycans
- Ladle
- Pots
- Pestle
- Charcoal
- Brooms

Draw these things.

Things found in the bed room.

- Bed
- Mattress
- Mats
- Closet
- Clothes

Draw the things found in a bed room.

Caring for things in a house.

- Keeping cups and plates (utensils) in the cupboard.
- Washing cups and plates
- Repairing broken objects

ACTIVITY

1. Mention two things found in each room in a house.

Sitting room _____

Bedroom _____

Store _____

Dining room _____

Toilet _____

2. Give two ways of caring for house hold property.

3. Uses of things in the house.

Pot – for keeping in water

Knife - for peeling

Hoe - for digging

Axe - for splitting wood

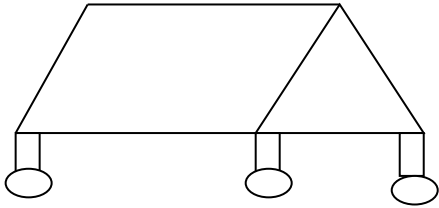
Broom - for sweeping

Rake - collecting rubbish

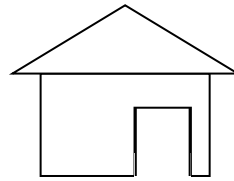
Types of houses

- Permanent houses
- Temporary houses

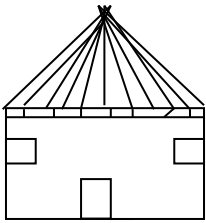
Temporary houses



Tent



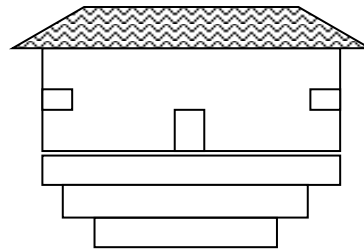
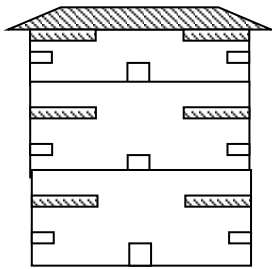
unipot



hut

mudhouse

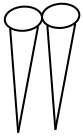
Permanent houses




Building materials


- Nails
- Iron sheets
- Grass
- Poles
- Sand
- Iron bars
- Reeds
- Cow dung
- Cement
- Tiles
- Mud
- Timber
- Stones
- bricks

1. Name theses building materials.











2. Why do people build houses?

Sources of building materials

sand - lake

Stones - quarry

Timber - trees/forest

Bricks - clay soil

Nails, cement, tiles, iron sheets - factory

Cow dung - cow

Grass - grassland

Basic needs

Luxurious needs e.g, television, radio, fun, etc

Other needs like medical care, money, transport, education, electricity.

Family needs

- Food
- Water
- Clothes
- Shelter

Water

Sources of water

Rain is the main source of water

- River

- Sea
- Well
- Streams

Uses of water

- For mopping
- For bathing
- For drinking
- For building

FOOD

Food is anything good to eat or drink.

Why do we eat food?

- To be happy
- To be healthy
- To kill hunger
- For hospitality

Food

Examples of food we eat

- Banana
- Rice
- Cassava
- Beans

Clothes

Why do we wear clothes?

- To look smart
- To cover our bodies
- To be warm
- To show culture

ACTIVITY

1. _____ is the main source of water.
2. Write other two sources of water.
3. Give three uses of water.
4. _____ is anything good to eat or drink.
5. Write two examples of food we eat.
6. Why do we eat food?
7. Why do we wear clothes?
8. Write two examples of clothes we wear.

Bad people in the family

- Rapist
- Kidnappers
- Defilers
- Thieves
- Drunkards

Bad behavior in a family

- Quarrelling
- Stealing
- Smoking
- Defiling
- Murdering
- Raping

THEME: OUR COMMUNITY

SUB-THEME: People in our community

A community is

People found in our community

- Doctors
- Mechanics
- Teachers
- Carpenters
- Butcher
- Farmer
- Shopkeeper
- Priests
- Nurses
- Pilots
- Tailors
- Barbers
- Police men
- L.C leaders
- Imam
- Cobbler
- Driver
- Pastor
- Sheikh
- Market vendor

People in the community and their work

- | | | |
|-----------------|---|---------------------------------|
| Doctor | - | treats sick people |
| Teacher | - | teaches children |
| Carpenter | - | makes furniture |
| Mechanic | - | repairs vehicles |
| Shopkeeper | - | sells things in a shop |
| Priests/pastors | - | preaches or teaches in a church |
| Barber | - | cuts people's hair |
| Pilot | - | flies an aeroplane |

Police man	-	keeps law and order
Nurse	-	cares for the sick people
Farmer	-	grows crops and keeps animals
Imam	-	preaches in a mosque
Cobbler	-	mends shoes
Driver	-	drives cars
Fishmonger	-	sells fish
Fisher man	-	catches fish from water bodies

People and their places of work

Doctors	-	hospitals
Teacher	-	school
Shop keeper	-	shop
Barber	-	salon
Butcher man	-	butcher's shop
Farmer	-	garden/farm
Market vendor	-	market
Carpenter	-	workshop
Mechanic	-	garage
Pastor	-	church
Imam	-	mosque
Nurse	-	mosque

Nurse - hospital/clinic

Pilot - airport

Fisherman - lake

SUB-THEME: Activities in our community

Activities in our community

- Fishing
- Farming
- Trading
- Building
- Mining
- Keeping cattle
- Washing

Tools used in catching fish

- Fishing nets
- Spear
- Hooks

FARMING

Farming is the growing of crops and keeping of animals.

Tools used in farming

- Axe
- Hoe
- Rake
- Panga
- Spade
- Trowel
- Garden fork
- Watering can

SUB-THEME: Important places in a community

- School
- Market
- Shop
- Hospital
- Bank
- Police station
- Garage
- Clinic
- Post office
- Church
- Butcher's shop
- Supermarket
- Workshop
- Mosque
- Salon
- Hotel
- Theaters
- Taxi park/bus park

Importance of each important place

School - where we go to learn

Market - Where people buy and sell things

Bank - Where people keep their money safely

Hospital - Where sick people go for treatment

Salon - Where people cut hair from

Butcher's shop - Where law breakers are taken

ACTIVITY

1. Name these important places.



2. Match people and their places of work.

Doctor	garage
Teacher	workshop
Carpenter	hospital
Policeman	school
Mechanic	church
Banker	salon
Pastor	police station
Farmer	farm
Barber	bank

