



P.1 LITERACY SCHEMES OF WORK TERM I

WK	DAY	LESSON	THEME	S.THEME	L/AREA	CONTENT	COMPETENCES	METHODS	L/SKILLS	ACTIVITIES	L/AIDS	REF	RM
1	MON	1	OUR SCHOOL	People in our school	Literacy	<p>Name and location of our school.</p> <p>A school is a place where people go to learn. Hormisdllen is the name of our school. It is found in _____</p> <p>Mr. Mukalazi Kizito Hormisdasc is the director.</p>	<p>Reading words and sentences.</p> <p>Pronouncing and spelling.</p> <p>Naming the school.</p> <p>Giving the location of our school.</p> <p>Naming the director of our school.</p>	<ul style="list-style-type: none"> • explanation • whole word • whole sentence 	<ul style="list-style-type: none"> • respect • fluency • friendliness 	<ul style="list-style-type: none"> • reading • spelling • matching 	<ul style="list-style-type: none"> • Wall chart 	<ul style="list-style-type: none"> • Thematic curriculum Pg 14 • MK SST P.1 pg 15 • Monitor P.1 pg 38 	
	WED	2				<p>People who work at school.</p> <p>headteacher, teachers, cooks, matrons, bursar, secretary, cleaners, librarian, gatekeeper.</p>	<p>Reading, pronouncing and spelling words.</p> <p>Naming people in our school.</p>	<p>Whole word</p> <p>Look and say</p>	<ul style="list-style-type: none"> • Fluency • Interpersonal relationship 	<ul style="list-style-type: none"> • Reading, spelling, naming people in our school 	<ul style="list-style-type: none"> • Flash cards • Wall chart 	<ul style="list-style-type: none"> • Thematic curriculum Pg 14 • MK SST P.1 pg 15 • Monitor P.1 pg 38 	

	THUR	4				<p>ROLES OF PEOPLE AT SCHOOL</p> <p>Teacher – teachers pupils Cooks – cook food Headteacher – heads a school Bursar – collects school fees</p>	<p>Reading words and sentences.</p> <p>Constructing sentences and giving roles of people at school.</p>	<ul style="list-style-type: none"> • Discussion • Explanation on whole sentence 	<ul style="list-style-type: none"> • Fluency • Interpersonal relationship 	<ul style="list-style-type: none"> • Reading • Giving roles of people at school 	<ul style="list-style-type: none"> • Wall chart 	<ul style="list-style-type: none"> • Thematic curriculum Pg 14 • MK SST P.1 pg 15 • Monitor P.1 pg 38 	
--	------	---	--	--	--	--	---	---	---	---	--	--	--









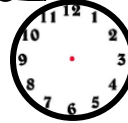
WK	DAY	LESSON	THEME	S.THEME	L/AREA	CONTENT	COMPETENCES	METHODS	L/SKILLS	ACTIVITIES	L/AIDS	REF	RM
1	FRI	5	OUR SCHOOL	People in our school	Literacy	<p>Revision Exercise</p> <p>What is your name? In which class are you? Who heads a school? What is the name of our headteacher? Why do we come to school? Write the name of our school.</p>	<p>Reading questions</p> <p>Answering questions</p> <p>Spelling words</p>	<ul style="list-style-type: none"> • Questions and answer • Explanation 	<ul style="list-style-type: none"> • Critical thinking • Creative thinking 	<ul style="list-style-type: none"> • Reading questions • Answering questions 	<ul style="list-style-type: none"> • Chalk board 	<ul style="list-style-type: none"> • Thematic curriculum Pg 14 • MK SST P.1 pg 15 • Monitor P.1 pg 38 	

2	MON	1				Things in our environment <ul style="list-style-type: none"> - Furniture - Buildings - Vehicles - Plants - Animals - flowers 	Naming things in our school environment Drawing them	<ul style="list-style-type: none"> • Explanation • Question and answer 	<ul style="list-style-type: none"> • Critical thinking 	<ul style="list-style-type: none"> • Reading • drawing 	<ul style="list-style-type: none"> • Furniture • vehicles 	<ul style="list-style-type: none"> • Thematic curriculum Pg 14 • MK SST P.1 pg 15 • Monitor P.1 pg 38 	
---	-----	---	--	--	--	---	---	--	---	--	---	--	--

WK	DAY	LESSON	THEME	S.THEME	L/AREA	CONTENT	COMPETENCES	METHODS	L/SKILLS	ACTIVITIES	L/AIDS	REF	RM
2	TUE	2	OUR SCHOOL	People in our school	Literacy	Buildings in our school. <ul style="list-style-type: none"> - Classrooms - Kitchen - Dormitory - Staffroom - Sickbay - Dining hall - Office - Bathrooms, etc 	Reading, pronouncing and spelling words. Naming buildings at school.	<ul style="list-style-type: none"> • Question and answer • Guided discovery • Whole word 	<ul style="list-style-type: none"> • Creative thinking • fluency 	<ul style="list-style-type: none"> • Reading • Spelling • Naming, writing 	<ul style="list-style-type: none"> • Flash cards • Naming buildings in the school environment 	<ul style="list-style-type: none"> • Thematic curriculum Pg 14 • MK SST P.1 pg 15 • Monitor P.1 pg 38 	


	WED	3				buildings and their importance Classrooms – Where people learn from. Kitchen – Where food is cooked. Dormitory –Where pupils sleep. Library – Where books are kept.	Reading words and sentences. Constructing sentences Telling the importance of each building.	<ul style="list-style-type: none"> • Question and answer • Guided discovery • Whole word 	<ul style="list-style-type: none"> • Fluency • Creative thinking • Critical thinking 	<ul style="list-style-type: none"> • Reading , spelling, • Constructing sentences • 	<ul style="list-style-type: none"> • Wall chart 	<ul style="list-style-type: none"> • Thematic curriculum Pg 69 	
--	-----	---	--	--	--	--	--	---	---	--	--	---	--

WK	DAY	LESSON	THEME	S.THEME	L/AREA	CONTENT	COMPETENCES	METHODS	L/SKILLS	ACTIVITIES	L/AIDS	REF	RM
----	-----	--------	-------	---------	--------	---------	-------------	---------	----------	------------	--------	-----	----

2	FRI	5	OUR SCHOOL	People in our school	Literacy	<p>Classroom objects</p>   <p>Pencils Benches</p>   <p>chairs Desks</p>  <p>Dust bin</p>  <p>Blackboard</p>  <p>Table</p>  <p>Book</p>  <p>Wallclock</p> <p>Uses of things in class</p>	<p>Reading words spelling words Drawing classroom objects</p> <p>Naming uses of things</p>	<ul style="list-style-type: none"> • Questions and answer • Whole word 	<ul style="list-style-type: none"> • Fluency • Appreciation 	<ul style="list-style-type: none"> • Reading • Spelling • Drawing 	<ul style="list-style-type: none"> • Tables' pencils, chairs, books 	<ul style="list-style-type: none"> • Thematic curriculum Pg 69 	
---	-----	---	------------	----------------------	----------	--	--	--	---	--	--	---	--



	FRI	5				<p>1. Name three buildings at school.</p> <p>2. Name the place of work for the following people at school. Teacher ____ Nurse ____ Cook ____</p> <p>3. Draw and name four things found in the classroom.</p>	<p>Reading questions</p> <p>Answering questions</p>	<ul style="list-style-type: none"> • Questions and answer • Guided discover 	<ul style="list-style-type: none"> • Critical thinking • Creative thinking 	<ul style="list-style-type: none"> • Reading, spelling • Answering questions 	<ul style="list-style-type: none"> • Chalk board 	<ul style="list-style-type: none"> • Thematic curriculum Pg 69 	
--	-----	---	--	--	--	---	---	---	--	--	---	---	--

WK	DAY	LESSON	THEME	S.THEME	L/AREA	CONTENT	COMPETENCES	METHODS	L/SKILLS	ACTIVITIES	L/AIDS	REF	RM
3	MON	1	OUR SCHOOL	People in our school	Literacy	<p>School symbols Are things that make our school different from others.</p> <p>Examples of school symbols School flag School badge School motto School uniform School anthem School address</p> <p>Importance of school symbols</p>	<p>reading words and sentences Naming school symbols Spelling words</p>	<ul style="list-style-type: none"> Guided discovery Questions and answer 	<ul style="list-style-type: none"> Appreciation Self esteem 	<ul style="list-style-type: none"> Reading Spelling writing 	<ul style="list-style-type: none"> Wall chart 	<ul style="list-style-type: none"> Thematic curriculum Pg 14, 15 	
	TUE	2				<p>School flag Colours of the school flag are blue, white, red</p> <p>School motto Education has no money value.</p> <p>School address Hormisdallen Primary School P.O. Box 30223.</p>	<p>Mentioning the colours of the school flag.</p> <p>Drawing a school flag.</p> <p>Telling the school motto</p> <p>Giving the school address.</p>	<ul style="list-style-type: none"> Guided discovery Questions and answer 	<ul style="list-style-type: none"> Appreciation Creative thinking 	<ul style="list-style-type: none"> Reading Drawing 	<ul style="list-style-type: none"> Wall chart 	<ul style="list-style-type: none"> Monitor SST Pg pg 41, MK SST P1 Pg 71, 72, 73, 74 	

WK	DAY	LESSON	THEME	S.THEME	L/AREA	CONTENT	COMPETENCES	METHODS	L/SKILLS	ACTIVITIES	L/AIDS	REF	RM
WED	3					<p>Sign post -It directs people to our school. - Things found on a school signpost – badge, address -Drawing a school sign post.</p> <p>School uniform The colours of our school uniform are blue, white, red.</p> 	<p>Reading words and sentences</p> <p>Telling the use of a signpost.</p> <p>Drawing a school signpost.</p>						
			OUR SCHOOL	People in our school	Literacy			<ul style="list-style-type: none"> • Questions and answers 	<ul style="list-style-type: none"> • Concern • Care 	<ul style="list-style-type: none"> • Drawing 	<ul style="list-style-type: none"> • School uniform 	<ul style="list-style-type: none"> • Monitor SST Pg 41, • MK SST P1 Pg 71, 72, 73, 74 	

THUR	4					<p>School badge</p> <p>Things found on a school school name, school logo. badge. School motto.</p> <p>Name of the school. Drawing a school badge</p>	<p>Telling things found on the school badge.</p> <p>Drawing a school badge.</p>	<ul style="list-style-type: none"> • Questions and answers 	<ul style="list-style-type: none"> • Concern • Care 	<ul style="list-style-type: none"> • Reading • drawing 	<ul style="list-style-type: none"> • school badge 	<ul style="list-style-type: none"> • Monitor SST Pg 41, • MK SST P1 Pg 71, 72, 73, 74 	
------	---	--	--	--	--	---	---	---	---	--	--	---	--

WK	DAY	LESSON	THEME	S.THEME	L/AREA	CONTENT	COMPETENCES	METHODS	L/SKILLS	ACTIVITIES	L/AIDS	REF	RM
3	FRI	5	OUR SCHOOL	Activities in our school.	Literacy	<p>Activities done at school</p> <p>Sweeping Writing</p> <p>reading Singing</p> <p>Teaching Digging, etc</p>	<p>Reading, pronouncing words</p> <p>Drawing the activities</p>	<ul style="list-style-type: none"> • Questions and answer • Guided discovery 	<ul style="list-style-type: none"> • Fluency • Friendship formation 	<ul style="list-style-type: none"> • Reading, spelling • Drawing writing 	<ul style="list-style-type: none"> • Chalk board • Wall chart 	<ul style="list-style-type: none"> • Thematic curriculum P.1 Pg 15 	

	MON	1				<p>Things we use to clean the school.</p>  <p>Rake broom water</p>  <p>soap dustbin rag</p> <p>Ways of keeping the school clean.</p> <p>By sweeping, mopping, burning rubbish, slashing, digging</p>	<p>Reading, pronouncing and spelling words.</p> <p>Drawing things we use to keep the school clean.</p> <p>Telling ways of keeping the school clean.</p>	<ul style="list-style-type: none"> • Questions and answer • Guided discovery 	<ul style="list-style-type: none"> • Appreciation • cooperation 	<ul style="list-style-type: none"> • Reading, spelling • Drawing writing 	<ul style="list-style-type: none"> • Chalk board • Wall chart 	<ul style="list-style-type: none"> • Monitor SST pg 41 • MK SST pg 72 	
--	-----	---	--	--	--	--	---	--	---	--	---	---	--

WK	DAY	LESSON	THEME	S.THEME	L/AREA	CONTENT	COMPETENCES	METHODS	L/SKILLS	ACTIVITIES	L/AIDS	REF	RM
4	TUE	2	OUR SCHOOL	Activities in our school	Literacy	<p>Things in our school environment.</p> <p>buildings, cars, flowers, grass, banana plants, trees</p>	<p>Naming things in our environment.</p> <p>Drawing things in our environment.</p>	<ul style="list-style-type: none"> • Guided discovery • Questions and answer 	<ul style="list-style-type: none"> • Appreciation • Cooperation • Care, concern 	<ul style="list-style-type: none"> • Appreciation • fluency 	<ul style="list-style-type: none"> • Reading, spelling, drawing • Writing 	<ul style="list-style-type: none"> • MK SST P.2, pg 44 	

						School needs Food, water, school bus, pupils, buildings, desk, chalk, text books, etc	Giving examples of school needs.	<ul style="list-style-type: none"> Guided discovery Questions and answer 	<ul style="list-style-type: none"> Appreciation Fluency 	<ul style="list-style-type: none"> Reading, spelling, drawing Writing 	<ul style="list-style-type: none"> Flash cards 	<ul style="list-style-type: none"> MK SST P.2 Pg 35 	
	WED	3				School property Things which belong to the school. School bus, building, duster, furniture, chalk , typewriter, text books	Giving examples of school property. Drawing reading and spelling	<ul style="list-style-type: none"> Guided discovery Questions and answer 	<ul style="list-style-type: none"> Appreciation Fluency 	<ul style="list-style-type: none"> Reading Spelling, writing drawing 	<ul style="list-style-type: none"> Flash cards 	<ul style="list-style-type: none"> MK SST P2 pg 60 	

WK	DAY	LESSON	THEME	S.THEME	L/AREA	CONTENT	COMPETENCES	METHODS	L/SKILLS	ACTIVITIES	L/AIDS	REF	RM
----	-----	--------	-------	---------	--------	---------	-------------	---------	----------	------------	--------	-----	----

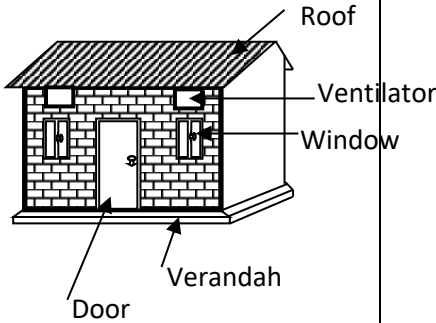
4	THUR	4	OUR SCHOOL	Safe ways of moving and from school	Literacy	Important things on the ways to and from school. hills mountains trees houses cars markets animals shops	Naming things seen on the way to and from school. Reading words Pronouncing and spelling	Explanation whole word	• Identity , fluency • Self awareness	• Reading , spelling, • matching	• Charts, things in the way	• Thematic curriculum Pg 14 • Monitor Pg 2
	FRI	5				Dangers on the way to and from. Kidnapping, car accidents dog bite drowning snakebite falling off the tree insect bite mad people beat children	Reading, pronouncing and spelling words. Stating dangers they find on the way to and from school. Giving ways of wilding dangers at school.	• Guided discovery • Explanation	• Tolerance • Identify, concern	• Reading, naming • spelling	• Charts • Pictures of dangers	• Thematic curriculum Pg 14 • Monitor Pg 2
5	MON	1				Road signs They help us to use the road safety. Zebra crossing Parking No parking Humps ahead	Reading names of road signs Drawing road signs Naming examples of road uses	• Guided discovery • Explanation	• Social awareness • Identify , care	• Reading • Spelling , naming road	• Reading, spelling, naming road signs • Chart showing road signs	•

WK	DAY	LESSON	THEME	S.THEME	L/AREA	CONTENT	COMPETENCES	METHODS	L/SKILLS	ACTIVITIES	L/AIDS	REF	RM
5	TUE	2	OUR SCHOOL	Safe ways of moving and from school	Literacy	Neighbouring schools – These are schools near our school. -Lohana P/S -Kaboja P/S - Mawanda oad P/S - Kitante P/S - KCCA P/S -Sharp P/S	Reading names schools Spelling words of names of schools.	<ul style="list-style-type: none"> • Whole word • Whole sentences 	<ul style="list-style-type: none"> • Social awareness • Identify creative thinking 	<ul style="list-style-type: none"> • Reading , pronouncing • Naming schools 	<ul style="list-style-type: none"> • Reading board illustration 	<ul style="list-style-type: none"> • Thematic pg 14 	
	WED	3				Our home: A home is a place where people or animals live. Father and mother start a home. Where do you live? (Village, town) What is the name of your father? -Children draw their homes.	Reading sentences Defining a home Drawing their homes Naming people found in their homes	<ul style="list-style-type: none"> • Whole sentences • Whole word • Guide discovery 	<ul style="list-style-type: none"> • Identify, creative thinking, cooperation 	<ul style="list-style-type: none"> • Reading • Drawing and shading 	<ul style="list-style-type: none"> • A chart showing people at home 	<ul style="list-style-type: none"> • Monitor Pg 11 	
						People at home Father, mother, sister, brother, aunt, uncle, niece, nephew, ect		<ul style="list-style-type: none"> • 	<ul style="list-style-type: none"> • 	<ul style="list-style-type: none"> • 	<ul style="list-style-type: none"> • 	<ul style="list-style-type: none"> • 	

WK	DAY	LESSON	THEME	S.THEME	L/AREA	CONTENT	COMPETENCES	METHODS	L/SKILLS	ACTIVITIES	L/AIDS	REF	RM
5	THUR	4	OUR HOME	Types of families	Literacy	<p>Types of families A family is a group of people related by blood, marriage or adoption.</p> <p>1. Nuclear family A nuclear family is a family having father, mother and their biological children.</p> <p>2. Extended family. An extended family is a family having father, mother, children and relatives.</p> <p>Relatives in a family aunt, uncle, nephew, niece, etc.</p>	<p>Defining a family</p> <p>Reading words and sentences</p> <p>Naming types of families</p> <p>Naming relatives found in a family.</p>	<ul style="list-style-type: none"> • Explanation • Questions and answer • Brain storming 	<ul style="list-style-type: none"> • Cooperation • Concern care 	<ul style="list-style-type: none"> • Reading • Writing • Defining terms 	<ul style="list-style-type: none"> • Charts 	<ul style="list-style-type: none"> • Thematic curriculum pg 17 	
	FRI	5				<p>Relationship in a home</p> <p>Father and mother are my parents</p> <p>Father of my parents is my grand father</p> <p>Son of my sister/brother-nephew</p> <p>Sister of my parents is my aunt</p>	<p>Reading sentences</p> <p>Naming people in a home and how they are related.</p>	<ul style="list-style-type: none"> • Brain storming • Question and answer explanation 	<ul style="list-style-type: none"> • Appreciation • Friendship • Identify 	<ul style="list-style-type: none"> • Reading, writing, identifying people relation in a home. 	<ul style="list-style-type: none"> • A family tree 	<ul style="list-style-type: none"> • Thematic curriculum Pg 17 	

WK	DAY	LESSON	THEME	S.THEME	L/AREA	CONTENT	COMPETENCES	METHODS	L/SKILLS	ACTIVITIES	L/AIDS	REF	RM
4	MON	1		Roles of different family members		<p>Roles of father He buys food – pays school fees</p> <p>Roles of mother She cooks food –Washes clothes</p> <p>Roles of children They fetch water They help in cooking.</p>	<p>Reading sentences</p> <p>Naming roles of different people in a home.</p>	<ul style="list-style-type: none"> • Guided discovery • Questions and answer 	<ul style="list-style-type: none"> • Appreciation • Friendship • Fluency, social awareness 	<ul style="list-style-type: none"> • Reading, writing • spelling 	<ul style="list-style-type: none"> • Chalk board illustration • Chart 	<ul style="list-style-type: none"> • Thematic curriculum Pg 17. 	
	TUE	2				<p>Activities done at home Cooking bathing sweeping washing fetching water Digging</p> <p>Ways of keeping our home clean By sweeping By mopping By burning rubbish By slashing By smoking latrines</p>	<p>Reading words Spelling words from activities Naming activities done at home Naming ways of keeping our home clean</p>	<ul style="list-style-type: none"> • Explanation • Question and answer • Guided discovery 	<ul style="list-style-type: none"> • Social awareness, care • Love and concern 	<ul style="list-style-type: none"> • Reading • Writing • Spelling 	<ul style="list-style-type: none"> • Chalkboard illustration • charts 	<ul style="list-style-type: none"> • Teacher' collection • Thematic Pg 17 	
6	THUR	4	Our home	Tings found in our home and teir uses	Literacy	<p>Things found in our home/ Things that make up a home. -Plants, people, birds, animals</p> <p>Animals kept at home Domestic animals are animals kept at home, examples: dog, goat, camel, cow, sheep, rabbit, etc</p>	<p>Reading words spelling words Naming animals kept at home. Naming birds kept at home. Naming uses of birds and domestic animals.</p>	<ul style="list-style-type: none"> • Explanation • Questions and answer • Guided discovery 	<ul style="list-style-type: none"> • Creative thinking • Social awareness • Self esteem 	<ul style="list-style-type: none"> • Reading , spelling, • writing 	<ul style="list-style-type: none"> • Pictures of domestic animals and birds 	<ul style="list-style-type: none"> • Monitor Pg 8 	

WK	DAY	LESSON	THEME	S.THEME	L/AREA	CONTENT	COMPETENCES	METHODS	L/SKILLS	ACTIVITIES	L/AIDS	REF	RM
6	FRI	5	Our home			<p>Birds kept at home hens, ducks, pigeon, etc</p> <p>Uses of domestic animals We get meat, milk, etc A dog guards our home</p> <p>Uses of birds We get eggs, feather, etc</p> <p>Some products are sold to get money</p>	<p>Reading words Spelling words</p> <p>Naming animals kept at home</p> <p>Naming birds kept at home.</p> <p>Naming uses of birds and domestic animals.</p>	<ul style="list-style-type: none"> • Explanation • Question and answer • Guided discovery 	<ul style="list-style-type: none"> • Creative thinking • Social awareness • Self esteem 	<ul style="list-style-type: none"> • Reading • Spelling • writing 	<ul style="list-style-type: none"> • Pictures of domestic animals and birds 	<ul style="list-style-type: none"> • Monitor Pg 8 	
						<p>Examples of plants around our home. Some products sold to get money</p> <p>Examples of plants around our home</p> <p>Banana plant – grass Flowers Trees Sugarcane Yam plant Mango plant Pawpaw plant</p> <p>Drawing some of them</p>	<p>Readings words Spelling words Drawing some plants</p>	<ul style="list-style-type: none"> • Brain storming • Guided discovery 	<ul style="list-style-type: none"> • Creative thinking • Concern • care 	<ul style="list-style-type: none"> • Reading • Spelling, Drawing and writing 	<ul style="list-style-type: none"> • Plan samples 	<ul style="list-style-type: none"> • MK SST Bk Pg 60 	
7	MON	1				<p>Things found in clean home</p> <p>Latrines - bathroom Kitchen - Rubbish pit Rack - Dustbin Main house - Compound Drawing things found in a clean home</p> <p>Parts of a house</p>	<p>Naming things found in a clean home Reading and spelling words Drawing a house and naming parts on it.</p>	<ul style="list-style-type: none"> • Explanation • Guided discovery • Questions and answer 	<ul style="list-style-type: none"> • Identify • Self esteem • cooperation 	<ul style="list-style-type: none"> • Drawing, Naming • Reading and writing 	<ul style="list-style-type: none"> • House charts 	<ul style="list-style-type: none"> • MK SST Bk Pg 60 	

WK	DAY	LESSON	THEME	S.THEME	L/AREA	CONTENT	COMPETENCES	METHODS	L/SKILLS	ACTIVITIES	L/AIDS	REF	RM
													
7	TUE	2	OUR HOME	Things found in a home.	Literacy	Rooms in a house Sitting room – Where we sit Bed room – Where we sleep Bathroom – Where we bathe from Kitchen – Where we cook from Latrine – Where we ease from Garage – Where the car is kept. Dining room – Where we eat from	Naming different room in the house and their uses. Reading and spelling.	<ul style="list-style-type: none"> • Explanation • Guided discovery • Explanation 	<ul style="list-style-type: none"> • Self esteem • cooperation 	<ul style="list-style-type: none"> • Reading • Writing • Drawing 	<ul style="list-style-type: none"> • Chalk board illustration 	<ul style="list-style-type: none"> • Monitor SST Pg 8 	
WED	3					Objects in a house Things found in a sitting room chairs wall clock tables television radio flowers mats Drawing things found in a sitting room.	Reading words Spelling words Drawing things found in a sitting room.	<ul style="list-style-type: none"> • Guided discovery • Explanation 	<ul style="list-style-type: none"> • Identify • Social awareness 	<ul style="list-style-type: none"> • Reading • Spelling • Drawing 	<ul style="list-style-type: none"> • Things in the house 	<ul style="list-style-type: none"> • Monitor SST Pg 8 	

WK	DAY	LESSON	THEME	S.THEME	L/AREA	CONTENT	COMPETENCES	METHODS	L/SKILLS	ACTIVITIES	L/AIDS	REF	RM
7	THUR	4				Things found in a kitchen Chairs Fire wood Saucepans Jerrycan Charcoal stoves Mortal Cups Cookers pestle Drawing them.	Reading and spelling words Naming things in kitchen Drawing things in a kitchen.	Brain storming Explanation	Appreciation Cooperation	Reading Spelling drawing	Things in the kitchen	Moitor SST pg 8	
	FRI	5				Things found in a bedroom bed, wardrobe bed sheets mattress, closet mats, bedcover clothes blanket Drawing things found in a bedroom	Readings Spelling Naming and drawing things found in a bedroom	Questions and answer Guided discovery	Care appreciation	reading spelling drawing	Things in the bedroom	Monitor Pg 8	
8	MON	1				Caring for things in a house Keeping cups and plates Washing cups and plates Uses of things in the house Plot – for keeping in water Knife - for peeling Hoe – for digging	Reading and writing Naming of uses of things in the house	Explanation Questions answer	Identify Concern Care	Reading Spelling Naming	Chalk board illustration	Monitor SST pg 9	

WK	DAY	LESSON	THEME	S.THEME	L/AREA	CONTENT	COMPETENCES	METHODS	L/SKILLS	ACTIVITIES	L/AIDS	REF	RM
8	TUE	2	OUR HOME	Types of houses	Literacy	Types of houses Permanent house Temporary house Temporary houses kioksk, tent, unipot, hut, etc. Drawing examples of temporary houses Permanent houses story house, Bungalow	Reading and spelling Naming examples of temporary house Drawing examples of temporary houses	<ul style="list-style-type: none"> • Explanation • Guided discovery 	<ul style="list-style-type: none"> • Social awareness • Concern • Identify 	<ul style="list-style-type: none"> • Reading • Writing • Drawing 	<ul style="list-style-type: none"> • Charts 	<ul style="list-style-type: none"> • MK SST Pg 74 	
	WED	3				Building materials nails, iron bars, mud, iron sheets, reeds, stones grass, cowdung, bricks Drawing building materials and examples of permanent house	Naming examples of permanent houses Naming building materials Drawing building materials	<ul style="list-style-type: none"> • Explanation • Guided discovery 	<ul style="list-style-type: none"> • Social awareness • Concern • Identify 	<ul style="list-style-type: none"> • 	<ul style="list-style-type: none"> • Building materials e.g nails 	<ul style="list-style-type: none"> • MK SST Pg 76 	
	THU	4				Sources of building materials Sand - lake Timber - trees/forest Stones - quarry grass - grassland bricks - clay nails, cement, tiles -Factory Uses of water For cooking - For washing For mopping - For drinking	Reading Naming family needs Naming sources and uses of water Reading sentences	<ul style="list-style-type: none"> • Explanation • Guided discovery 	<ul style="list-style-type: none"> • Social awareness • Concern • Identify 	<ul style="list-style-type: none"> • 	<ul style="list-style-type: none"> • Charts 	<ul style="list-style-type: none"> • Monitor SST Pg 22 	

WK	DAY	LESSON	THEME	S.THEME	L/AREA	CONTENT	COMPETENCES	METHODS	L/SKILLS	ACTIVITIES	L/AIDS	REF	RM
9	MON	1	OUR HOME	Family needs	Literacy	<p>Food Food is anything good to eat and drink.</p> <p>Why do we eat food? To be healthy – To be happy To kill hunger - For hospitality</p> <p>Examples of food we eat bananas, rice, cassava, bean</p> <p>Clothes – Why we wear clothes To look smart To cover our bodies To be warm</p>	<p>Readings sentences Naming reasons why we eat food</p> <p>Giving examples of food we eat.</p> <p>Naming reasons why wear clothes.</p>	<ul style="list-style-type: none"> • Guided discovery • Questions and answer 	<ul style="list-style-type: none"> • Creativity • Self awareness • Social awareness 	<ul style="list-style-type: none"> • Reading • Writing • naming 	<ul style="list-style-type: none"> • Wall chart 	<ul style="list-style-type: none"> • MK bk 1 pg 28 	
	TUE	2				<p>Bad people in the family Rapists, Kidnappers, defilers, thieves, drunkards</p> <p>Bad behavior in a family quarrelling smoking stealing defiling murdering raping</p>	<p>Naming bad people in the family</p> <p>Naming bad behavior our in the family</p> <p>Reading and spelling words</p>	<ul style="list-style-type: none"> • Guided discovery • Questions and answer 	<ul style="list-style-type: none"> • Creativity • Self awareness • Social awareness 	<ul style="list-style-type: none"> • Reading • Writing • naming 	<ul style="list-style-type: none"> • Wall chart 	<ul style="list-style-type: none"> • Monitor Bk 1 Pg 28 	

	WED	3				<p>A community is a group of people living or working together.</p> <p>People found in our community.</p> <p>Doctors Shop keeper Teachers Priest Carpenters Tailor Mechanic - barbers</p>	<p>Defining a community</p> <p>Naming people found in our community</p>	<ul style="list-style-type: none"> • Brain storming • Guided discovery • Questions and answer 	<ul style="list-style-type: none"> • Self awareness • Care 	<ul style="list-style-type: none"> • Matching • Reading • Writing 	<ul style="list-style-type: none"> • Wall chart 	<ul style="list-style-type: none"> • Thematic curriculum 	
--	-----	---	--	--	--	---	---	--	--	--	--	---	--

	THUR	4				<p>People in the community and their work</p> <p>Doctors - treats sick people Teachers - teaches children Carpenter – makes furniture Mechanic - repairs vehicles Priests – Preach in a church</p>	<p>Identifying people in our community and their work.</p>	<ul style="list-style-type: none"> • Brain storming • Guided discovery • Questions and answer 	<ul style="list-style-type: none"> • Self awareness • Care 	<ul style="list-style-type: none"> • Matching • Reading • Writing 	<ul style="list-style-type: none"> • Wall chart 	<ul style="list-style-type: none"> • Thematic curriculum 	
	FRI	5	Our community	Literacy	<p><u>People and their places of work,</u></p> <p>Doctors - hospital Teacher - school Carpenter - workshop</p>	<p>naming people and their places of work</p>	<ul style="list-style-type: none"> • Explanation • Self esteem • Questions and answer, concern 	<ul style="list-style-type: none"> • Self esteem 	<ul style="list-style-type: none"> • Reading • Writing • spelling 	<ul style="list-style-type: none"> • Flash cards 	<ul style="list-style-type: none"> • Thematic Curriculum Pg 22 		

9	MON	5	Our Community	Activities in our Community		Activities in our community fishing mining farming cattle keeping building washing Fishing –The catching of Fish Tools used in catching fish Fishing nets - hooks spear - baskets	Naming activities done in our community Defining fishing Naming tools used in catching fish	<ul style="list-style-type: none"> • Guided discovery • Brain storming 	<ul style="list-style-type: none"> • Self esteem 	<ul style="list-style-type: none"> • Reading • Writing • spelling 	<ul style="list-style-type: none"> • Illustrations 	<ul style="list-style-type: none"> • Thematic Curriculum Pg 22 	
---	-----	---	---------------	-----------------------------	--	--	---	--	---	--	---	---	--

WK	DAY	LESSON	THEME	S.THEME	L/AREA	CONTENT	COMPETENCES	METHODS	L/SKILLS	ACTIVITIES	L/AIDS	REF	RM
9	TUE	2	Our Community	Activities in our community		Farming Farming is the growing of crops and keeping of animals. Tools used in farming axe, rake, spade, hoe, panga, trowel	Reading Defining farming Naming tools used in farming.	<ul style="list-style-type: none"> • Guided discovery • Brain storming 	<ul style="list-style-type: none"> • Social awareness • Creativity 	<ul style="list-style-type: none"> • Reading • Writing • Spelling 	<ul style="list-style-type: none"> • Chalk board Illustration 	<ul style="list-style-type: none"> • Thematic Curriculum Pg 22 	

	WED	3			<p>Important places in our community school - market church - bank saloon - clinic – shop hospital theatre Importance of important places i) Schools – Where we go to learn. ii) Bank - where money is kept. iii) Salon - Where we cut hair from Drawing some important places</p>	<p>Naming important places in our community.</p> <p>Naming importance of important places</p>	<ul style="list-style-type: none"> • Guided discovery • Brain storming 	<ul style="list-style-type: none"> • Concern • Identity Chalk board Illustration • Appreciation Chalk board Illustration 	<ul style="list-style-type: none"> • Reading • Writing • Spelling 	<ul style="list-style-type: none"> • Chalk board Illustration 		
	THUR	4			<p>Matching people and important places doctor garage teacher Police station Carpenter - hospital mechanic school policeman workshop</p>	<p>Matching people and important places correctly. Reading Spelling words</p>	<ul style="list-style-type: none"> • Guided discovery • Brain storming 	<ul style="list-style-type: none"> • Concern • Identity Chalk board Illustration • Appreciation Chalk board 	<ul style="list-style-type: none"> • Reading • Writing • Spelling 	<ul style="list-style-type: none"> • Chalk board Illustration 		