

LESSON NOTES 2009

PRIMARY ONE – NEWS

THEME: OUR HOME

SUB- THEME: FAMILY RELATIONSHIPS

CONTENT: Family members

- Father
- Mother
- Grand mother
- Son
- Daughter
- aunt
- uncle
- Niece
- Nephew
- Cousin

Exercise

1. A _____ family is a family with father, mother, their own children and other relatives. (Nuclear, Extended)
2. Draw these members of a nuclear family.

Father	Mother	Children

3. Mention three people found in an extended family.

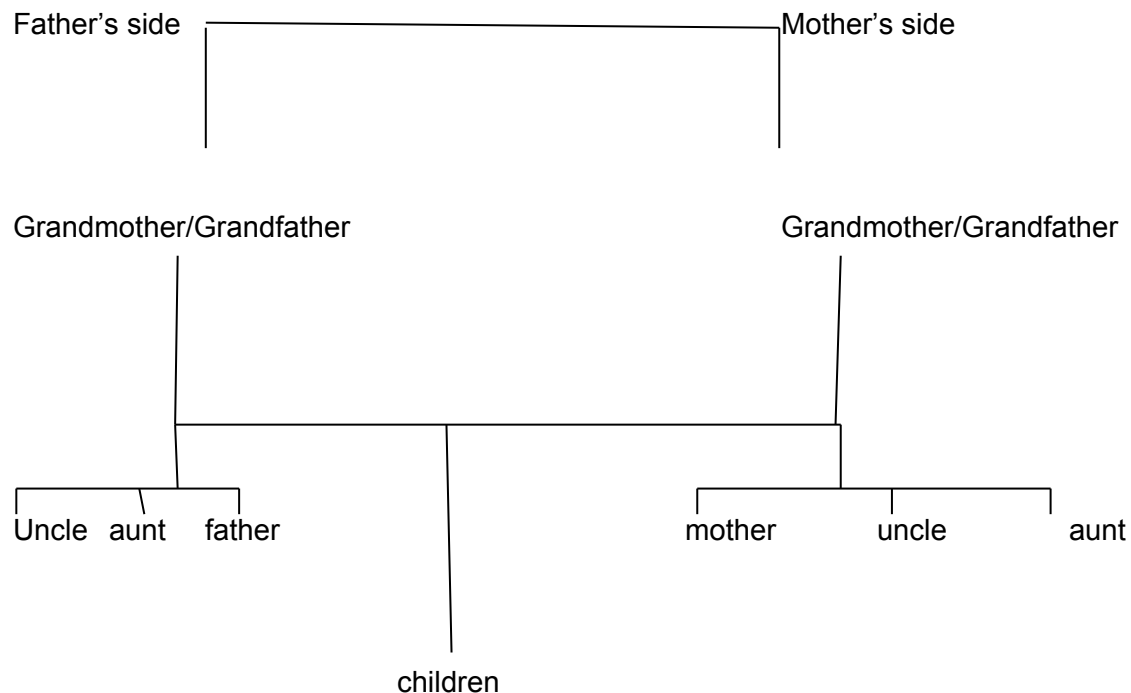
(a) _____ (ii) _____ (iii) _____

THEME: OUR HOME

Sub-theme: Family relationships

Content: Family tree.

MWOHO'S FAMILY TREE



Activity;

1. The mother of your father is your _____
2. The father of my father is my _____
3. The brother of mother is my _____
4. The sister of my father is my _____
5. The son of my mother and father is my _____

Theme: Our home

Sub-theme: Family needs

Content: Needs of the family

- Needs are classified into two.
- Basic needs: These are the ones you cannot do without. Examples include;
 - (i) Food
 - (ii) Water
 - (iii) Shelter
 - (iv) Clothes

2. Other needs;

Which include

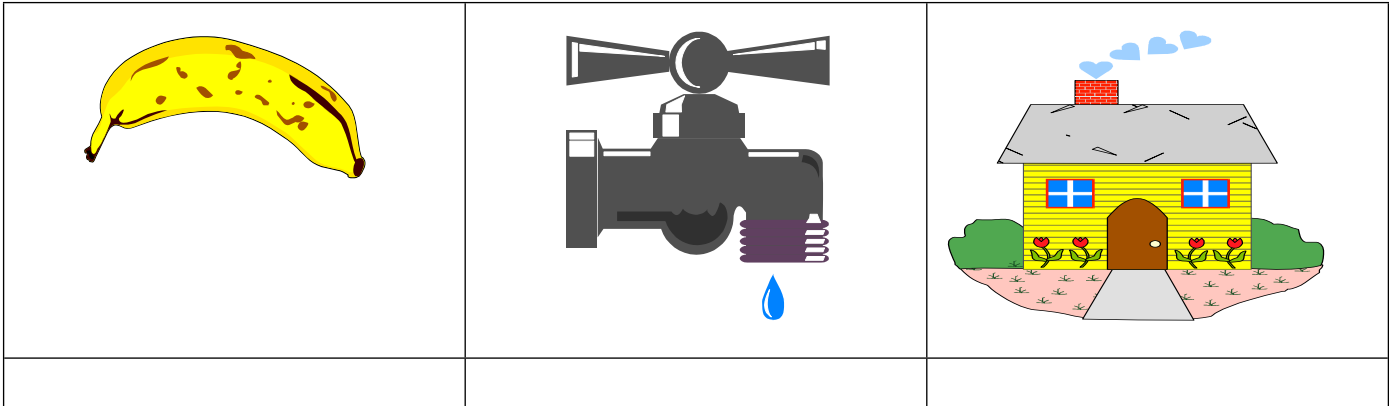
- Security

- Medical care
- Education
- Money

Exercise

1. Mention basic needs of a family.

2. Name these needs of a family.



Theme: Our Home

Sub-Theme: Ways of meeting family needs.

Content: Food

How we get food.

1. What is food?

Food is something we eat or drink.

2. How we get food

- by farming
- by buying food
- by hunting
- by fishing

Exercise

1. What is food?

2. Mention three ways of how you can get food.

By _____

By _____

By _____

3. How do you get food at your home?

By _____

Sub- Theme: Ways of meeting family needs.

Content: Sources of food.

- A source is a place where we get food from.
These include;
- Garden
- Market
- Shop
- Forest
- Bush
- Farm
- Animals
- Lakes
- Rivers
- Swamps
- Super market

The main source of food is the garden.

Exercise

1. _____ is what we eat or drink.
2. List down four places where we can get food.
_____, _____, _____
3. What is the main source of food?

4. Draw a garden.

Sub-theme: Ways of meeting family needs.

Content: Uses of food.

- To grow well.
- To be healthy
- To get energy
- To be strong

- To be happy

Exercise

1. Fill in the missing letter.

Gr __ w stro__ g h __ ppy en __ rgy he __ lt__y __

2. Why do we eat food? (Give five reasons)

We eat food to

- (i) _____
- (ii) _____
- (iii) _____
- (iv) _____
- (v) _____

Sub-theme: Ways of meeting family needs.

Content: Food we get from animals.

- Cow: beef/milk/ghee
- Sheep: mutton
- Pig: pork
- Hen: chicken/eggs

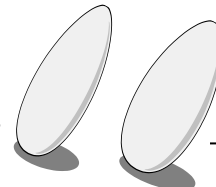

We get ghee, butter, ice cream, cheese etc from Milk.

Exercise

1. Match the animal products

Sheep	milk /meat
Cow	eggs/chicken
Hen	mutton
Pig	pork

2. Name the things we get from a hen.



3. Mention any three things we get from _____

Sub-theme: Ways of meeting family needs.

Content: Sources of water.

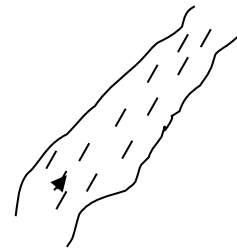


- Rain. This is the main natural source of water.

- Lakes
- Rivers
- Swamp
- Ocean
- Springs
- Sea
- Wells
- Stream
- Other places where we can get water are, tap, borehole, tank, drum, etc

1. What do we call the main natural source of water?

2. Mention any four sources of water.

3. Name these sources of water.



Sub-theme: Ways of meeting family needs.

Content: Clothes

Sources of clothes

- Plants
- Factory
- Shop
- Market

Examples of clothes

- dress
- shirt
- skirt
- blouse
- Gomas, Kanza, socks, hat, shoes etc

Uses of clothes;

- To be warm.
- To be smart.
- To cover our body.
- To protect ourselves from bad weather.
- To protect ourselves against injuries.

Exercise

1. Name two sources of clothes

2. Draw and name four clothes.

3. Give two reasons why we put on clothes.

Sub-theme: Ways of meeting family needs.

Content: Shelter.

Examples of shelter

- Trees
- Houses
- Tents

Why we need shelter. (houses)

- To live in .
- To keep in our things.
- To protect us from wild animals.
- To protect us from bad weather e.g. rain.
- To protect us from bad people.

Exercise;

1. Give any three uses of a house.

2. Mention any two sources of food.

3. Give two sources of water.

Theme: Our home

Sub-theme: Roles of family members.

Content: Children's roles and responsibilities.

- Helping parents
- Cooking food
- Fetching water
- Cleaning
- Fetching firewood
- Washing utensils
- Grazing animals.

Exercise

1. Give four roles of children at home.

2. Draw and name any two activities you do at home.

Sub-theme: Roles of family members

Content: Roles of a father.

- To head the family.
- To build the house.
- To buy the food.
- To buy clothes
- To pay bills.

Roles of a mother

- Cooks food.
- Looks after the children.
- Feeds the baby
- Washes the clothes.
- Cleans the home.

Exercise

1. Give two roles of a father.

2. List down two roles of a mother.

3. Who should buy food for the family?

Theme: Our home

Sub-theme: Things found in our home and their uses.

Content: A house

What is a house?

- Is a building for people and other animals to live in.

Parts of a house.

- Window
- Door
- Roof

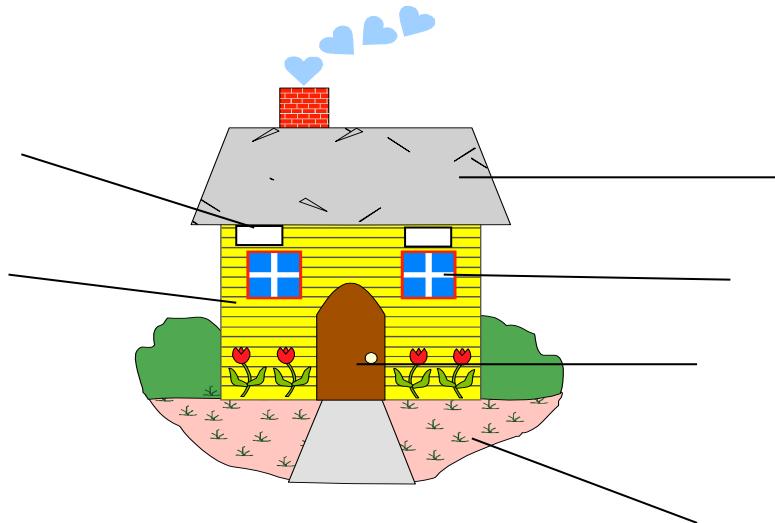
- Wall
- Ventilators
- verandah

Uses of different parts of a house.

- Window: for allowing fresh air and light in the house.
- Ventilators: to let out bad air.
- Door: For passing through.
- Roof: Protect us from sun/rain.
- Wall: Support the house.
- Verandah: for resting.

Exercise

Name the parts of a house.



(window, wall, door, roof, verandah, ventilators)

Theme: Our home

Sub-theme: Things found in our home and their uses.

Content: Rooms in a house.

Uses

- Bedroom: To sleep in.
- Sitting room: For sitting in.
- Kitchen: To cook food from.
- Bathroom: To bathe from.
- Dining room: To eat food from.
- Garage: Where we keep the car.

Exercise:

1. A room where we cook or prepare our food from is a _____.
2. We bathe from the _____
3. Where do we sleep? _____
4. Visitors sit in the _____
5. Food is served from the _____ room.

Sub-theme: Things found in our home and their uses.

Contents: Things found in rooms.

Sitting room: Chairs/sofa set

Tables, Television, radio, fan, Television stand

Bedroom: bed, wardrobe, clothes, pillow, blanket, bedcover, bed sheets.

Exercise:

1. Draw and name any three things we find in the bedroom.

2. Mention three things found in a bedroom.

Sub-theme: Things found in our home and their uses.

Content: Kitchen

Things found in a kitchen.

Cooker, pot, spoon, saucepan, kettle, rack, knife, ladle, firewood,
plate, basket, charcoal, cup, charcoal stove

Things found in the bathroom

Basin, sponge, soap, brush, water, toothpaste, soap dish, toothbrush,
jerrycan.

Exercise

1. Draw and name four things found in the bathroom.
_____, _____, _____, _____
2. Name these things found in the kitchen

Sub; theme: Things found in the home and their uses.

Content: Types of houses

Permanent houses: They are strong houses which last for a long time.

Examples of permanent houses.

- Bungalow
- Flat

Temporary houses: These are weak houses which don't stay for a long time.

Examples include;

- Tent
- Kiosk
- Unipot
- Hut

Exercise

1. Name two types of houses.

2. Give examples of these houses;

Temporary house -----

Permanent house -----

3. Draw a hut



Sub-theme: Things in a home and their uses.

Content: Building materials

Materials used for building permanent houses.

- Sand, tiles, timber, stones, bricks, nails, cement, iron bars, iron sheets, ventilators etc.

Materials used for building and their sources.

- Stones: quarry
- Iron sheets, nails, cement: Factory

- Sand: swamp/lake
- Timber: Forest
- Bricks: soil

Exercise:

1. Name these building materials.

2. **Where do we get the following from?**

Sand: _____

Timber: _____

Stones: _____

Nails: _____

Theme: Our home.

Sub-theme: Things in a home and their uses.

Content: Building materials.

Materials used for building temporary houses.

- Grass, cow dung, poles, reeds, papyrus, sisal, sticks, banana fibres, mud, strings

Sources of temporary building materials.

- Sticks/grass - Bush
- Poles: Forest
- Sisal/banana fibres: garden
- Papyrus: Swamp
- Mud: soil
- Cow dung: kraal

Exercise

1. Name these building materials.

2. Give any two materials used to build temporary houses.

(i) _____ (ii) _____

Sub-theme: Things in a home and their uses.

Content: Animals

Domestic animals: These are animals kept at home.

Examples include;

- Cow, ox, dog, sheep, hen, goat, duck, rabbit, turkey, donkey, parrot, camel, horse

Uses of domestic animals.

- They give us food.
- Some animals guard us like a dog.
- They give us skins/horns/hooves
- They give us manure
- Some are used as means of transport.
- They give us wool/fur.
- Some birds give us feathers.

Exercise

1. Name four domestic animals.

2. Draw these domestic animals.

cat	dog	COW

Subtheme: Things in a home and their uses.

Content: Wild animals.

What are wild animals?

They are the animals which live in the;

- Bush
- Forst
- Water
- Zoo
- Game parks

Examples of wild animals.

- Lion, snake, crocodile, zebra, fish, tiger, frog, monkey, rhino. Elephant, ostrich, tortoise, fox, hyena, giraffe.

Uses of wild animals.

- Some animals give us meat.
- Some give us horn.
- Some give us skins.
- Some give us hooves.
- Birds give us feathers.

Exercise

1. Name two wild animals.

-----, -----

2. Give three places where we find wild animals.

-----, -----, -----

3. Name things we get from animals.



Theme: Our home

Sub theme: Things in a home and their uses.

Content: Things made from animal skins and hides.

- Shoes, drums, belts, jackets, bags, coats, balls

Exercise

1. Name four things got from animal skins.

-----, -----, -----, -----

2. Draw things made from animal skins.

shoes	belt	bag	drum

3. Mention two animals that give us skin.

-----, -----

Sub theme: Things in a home and their uses;

Content: Animal homes

- | | | | | | |
|--------|---|---------|--------|---|---------|
| Cow | - | kraal | dog | - | kennel |
| Horse | - | stable | pig | - | sty |
| Cat | - | basket | hen | - | Run/pen |
| Man | - | house | bird | - | Nest |
| Rabbit | - | hatch | fish | - | water |
| Bees | - | hive | spider | - | web |
| Lion | - | den | monkey | - | tree |
| Ant | - | anthill | goat | - | shed |

Caring for animal homes: sweeping, spraying, scrubbing

1. A cow lives in a -----.
2. A pig lives in a -----
3. A dog lives in a -----
4. A lion lives in a -----
5. A cat lives in a -----
6. A horse lives in a -----
7. A spider lives in a -----
8. A hen lives in a -----

Subtheme: Our home

Content: Animal young ones.

Cow	-	calf	cat	-	kitten
Lion	-	cub	bird	-	Nestling
Hen	-	chick	sheep	-	lamb
Woman-		baby	duck	-	duckling
Dog	-	puppy	elephant-		calf
Fish	-	fry	goat	-	kid
Owl	-	owlet			

Exercise.

1. Match animals with their young ones.

Cow	sty
Lion	kennel
Hen	fry
Dog	calf
Pig	cub
Sheep	chick
Fish	lamb

2. A young bird is called a _____

3. A young goat is called a _____

Theme: Our home

Subtheme: Things in a home and their uses.

Content: Animal sounds

Baby	;	cries	a snake	-	hisses
Pig	-	grunts	a goat	-	bleats
Dog	-	barks	a lion	-	roars
A cow	-	mows/moo	a cat	-	mews
An elephant	-	Trumpets	a horse	-	neighs
A donkey	-	brays			

Why animals make sounds.

- When they want food.
- When looking for their young ones.
- When they need help

- When they want water

1. Write their sounds

A cow _____ A baby _____
A _____ bleats A _____ barks.
A lion _____

2. Give two reasons why animals make sounds.

- (i) _____ (ii) _____

Sub-theme: Things in a home and their uses.

Content: Animal movements

Baby -	crawls	dog -	runs
Fish -	swims	cow -	walks
Bird -	flies	man -	walks
Snake -	glides	bird -	flies
Caterpillar	wiggles	lizard -	crawls
Frog -	hops		

Exercise

1. Match animals with their movements.

Frog	-	flying
Baby	-	walking
Snake	-	swimming
Bird	-	running
Fish	-	wriggling
Caterpillar	-	walking
Dog	-	crawling
Man	-	gliding

Theme: Our home

Sub-theme: Things found in our home.

Content: Plants

- Banana plant
- Bean plant

- Maize plant
- Carrot plant
- Mango plant
- Onion plant
- Pawpaw plant
- Cabbage plant
- Pine apple plant
- Tomato plant
- Ground nuts plants
- Sugar cane plant

Where we find some of these plants. e.g garden, forest, bush etc

Exercise;

1. Mention any four plants in your home.

-----, -----, -----, -----

2. Name these plants.

Theme: Our home

Sub: Theme: Things in our homes

Content: Flowering plants

Meaning: These are plants which bare flowers e.g. rose flowers, morning glory, hibiscus.

Colours of flowers;

Red flowers, yellow flowers, blue flowers, purple flowers, green flowers, pink flowers

Exercise

Shading colours of flowers;

Yellow flower

pink flower

red flower


Green flower

blue flower

Subtheme: Things in our home

Content: Parts of a plant and their uses.

Leaves, flowers, stem, branch, roots, fruits.



Exercise;

1. Mention any four parts of a plant

_____, _____, _____, _____

2. Drawing and naming parts of a plant.

Subtheme: People in our community.

Content: Community

- What is a community?

A community is a group of people living and working together.

Exercise

1. A _____ is a group of people living and working together.

2. Give three examples of communities.

_____, _____, _____

3. Draw these communities: Church, mosque, market

Theme: Our community

Sub; Theme: People in our community

Content: People in our community.

- Teacher, policeman, farmer, barber, doctor, priest/pastor,
Nurse, Dentist, shopkeeper, Imam, Carpenter, Sheikh, L.C Chairman,
Fish monger.

Exercise:

1. Name four people found in our communities.

-----, -----, -----, -----
2. Draw these people in our communities.

Teacher	Policeman	Farmer

Subtheme: People in our community and their work.

Content: Work done by people in our community.

Teaching, building, fishing, mining, farming, keeping cattle,
trading, cultural activities e.g. marriage.

People with their work.

- Doctor: Treats sick people
- Shopkeeper: Sells things in a shop.
- Teacher: Teaches pupils.
- Farmer: Grows crops and looks after animals.
- Policeman: Keeps law and order.
- Dentist: treats our teeth
- Barber: cuts our hair
- Carpenter: makes furniture.
- Mechanic: repairs cars
- Pastor: Preaches
- Cobbler: mends shoes.

Exercise

Fill in.

1. A _____ treats sick people.
2. A _____ makes furniture.
3. A _____ keeps law and order.
4. A _____ grows crops and keeps animals.
5. A _____ teaches pupils.

Sub Theme: People in our community

Content: People and their places of work.

- Teacher: School
- Mechanic: Garage
- Shopkeeper: Shop
- Doctor: Hospital
- Policeman: Police station
- Carpenter: workshop
- Barber: Salon
- Pastor/preacher: Church
- Imam: Mosque

Exercise

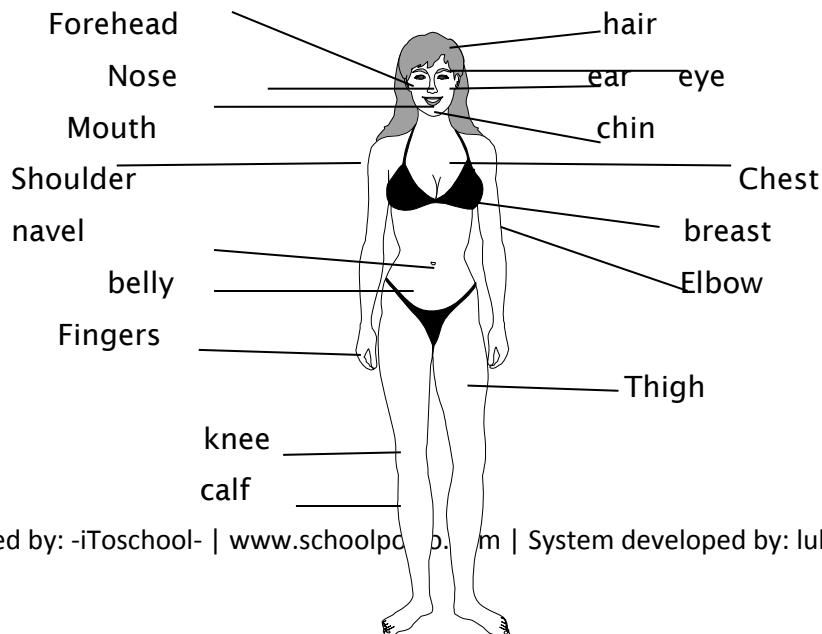
Match people with their places of work.

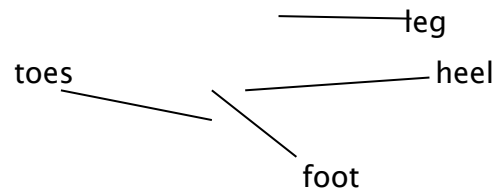
- | | |
|-----------|----------------|
| Teacher | salon |
| Mechanic | workshop |
| Policeman | school |
| Imam | Garage |
| Barber | police station |
| Carpenter | mosque |

THEME: HUMAN BODY AND HEALTH

SUB THEME: PARTS OF THE BODY

CONTENT: THE EXTERNAL BODY PARTS





Exercise

Name the parts of the head

Subtheme: Parts of the body

Content: Parts of the Arm

Naming parts of the arm.

Naming parts of the leg.

Exercise

1. Naming parts of the arm and the leg.

THEME: HUMAN BODY AND HEALTH

SUB THEME: PARTS OF THE BODY

CONTENT: Uses of the parts of the body

Eyes: for seeing

Nose: for smelling

Ears: for hearing

Mouth: for eating

Hands: for holding

Legs: for walking, running

Fingers: for touching

Sense organs

The five sense organs are;

Ears, nose, skin, tongue, eyes

- We use ears for hearing.
- We use the nose for smelling.
- We use the skin for feeling.
- We use the tongue for tasting.
- We use the eyes for seeing.

Exercise;

1. Match the organs with their senses.

Sense organs	senses
Ears	seeing
Nose	feeling
Skin	hearing
Tongue	smelling
Eyes	tasting

2. Draw and name any three sense organs.

_____ , _____ , _____

Sub theme: Parts of the body.

Content: Body exercises

Exercises which our bodies need.

- Jogging,
- Hopping
- Running
- Jumping
- Swimming
- Skipping
- Walking
- Riding
- Kicking the ball
- Boxing the air
- sit ups
- dancing
- standing
- pressure ups.

Why do we do exercises?

- To be strong
- To be fit
- To be healthy
- To be happy.

Exercise

Draw these exercises which our bodies need.

1. running
2. Walking
3. Swimming
4. Dancing
5. boxing
6. Skipping
7. Why do we do exercises? (Give two reasons)

Sub theme: Parts of the body

Content: Posture

What is posture?

- Posture is to keep the body in good position.

How to keep the body in good position.

1. By sitting upright.
2. By standing upright.

3. By walking upright.

Exercise

1. _____ is to keep the body in good position.

2. How do we keep the body in good position? (Give three ways)

_____, _____, _____

Sub theme: Personal Hygiene

Content: Ways of keeping the body clean

How to clean parts of the head.

The hair: By washing and combing.

By shaving.

The face, eyes and ears: By washing

The nose: By sneezing

By cleaning

The teeth: By brushing

Things we use to clean parts of the head.

- Comb , water, razorblade, towel, scissors, sponge, handkerchief, ear buds, toothpaste, tooth brush, sticks, charcoal.

Exercise;

1. Write the ways we clean the following parts of the head;

Hair: _____

Face, eyes and ears _____

Nose: _____

Teeth: _____

2. Draw and name any four things we use to clean parts of the head.

_____, _____

Theme : The human body and Health

Sub theme: Personal hygiene

Content: Ways of keeping the body clean

How to clean parts of the arm

The nails: By cutting the nails short.

The hands: By washing the hands with clean water and soap.

When do we wash the hands?

Note: We wash the hands before and after eating food.

We wash the hands after visiting a toilet or latrine.

After touching dirty things.

Why do we wash the hands?

- To remove dirt.
- To remove bad smell.
- To remove germs.

Things we use to keep the hands clean

- Razor blade
- Water
- Soap
- Cutter
- Clenzer

Exercise

1. Mention the ways we keep these parts clean.

Finger nails: _____

Hands: _____

2. Give three reasons why we wash the hands.

_____, _____, _____

3. Draw and name three things we use to keep the hands clean.

4. Why do we wash the hands after visiting the toilet?

Sub theme: Personal hygiene

Content: Ways of keeping the body clean.

Why do we brush our teeth?

- We brush our teeth to avoid bad breath.
- To avoid tooth decay
- To remove germs

We keep the body clean by bathing.

Importance of keeping the body clean.

- To avoid sickness.
- To avoid bad smell.
- To be smart.
- To be healthy
- To kill germs.

Exercise:

1. Give two reasons why we brush our teeth.

2. How do you keep your body clean?

3. Why do we iron clothes?

Sub theme: Ways of keeping latrine/toilets clean

- By sweeping
- By mopping
- By smoking.
- By flushing

Things we use to clean toilets and latrines.

- broom, water, vim, rug, soap

Toilet/latrine habits



- Flushing toilets after use.
- Cleaning yourself after using toilets or latrines.
- Washing hands after visiting the toilet or latrine.

Exercise:

1. Give any two ways of keeping toilets clean.

_____ , _____

2. Draw these things used to clean toilets.

	
broom	Bucket of water

3. Why do we wash hands after visiting the toilet?

Sub theme: Sanitation

Content: Rubbish disposal

Ways we use to collect and dispose rubbish.

- By picking
- By sweeping

Proper disposal of rubbish.

- We should keep rubbish in the dustbin.
- We should keep rubbish in the rubbish pit.

Things we use to collect rubbish.

- Brooms
- Rake
- Spade

Exercise

1. Mention any one way we collect rubbish.

2. Name two places where rubbish can be kept.

_____ , _____

3. Draw the things we use to collect rubbish: (i) rake, (ii) broom

THEME: THE HUMAN BODY AND HEALTH

SUB THEME: DISEASES

CONTENT: COMMON DISEASES

- Malaria
- Cough
- Influenza
- Diarrhea
- Cholera
- Dysentery
- Measles
- Tuberculosis
- HIV

Causes of common diseases:

- Eating dirty things.
- Dust
- Not sleeping under a mosquito net.
- Eating with dirty hands.
- Not covering food.
- Drinking dirty water.

Exercise:

1. List any four common diseases.

_____, _____, _____, _____

2. We should _____ our hands before eating food.

Sub theme: Diseases are spread.

Vectors

Vectors are living organisms which spread diseases.

Vector disease

Housefly diarrhea, trachoma, cholera

Dog	rabies
Flea	plague
Mosquito	malaria
Tsetse fly	sleeping sickness
Snail	bilhazia

Ways of preventing common disease.

- Wash hands after touching dirty things.
- Wash hands before and after eating.
- Clear the bush around the home.
- Sleep under a mosquito net.
- Do not share sharp objects .
- Drink boiled water.

Exercise

1. Match the vectors with the diseases they spread;

Mosquito	sleeping sickness
Housefly	malaria
Flea	diarrhea
Tse tse fly	plague

2. We can prevent common diseases by;

(i) _____

(ii) _____

SUB THEME: HUMAN BODY AND TYPES OF WEATHER

SUN THEME: THE CHILDHOOD IMMUNISABLE DISEASES

CONTENT: THE EIGHT CHILDHOOD IMMUNISABLE DISEASES.

1. Polio
2. Measles
3. Tetanus
4. Hepatitis .B.
5. Tuberculosis

6. Diphtheria
7. Influenza
8. Whooping cough.

Signs and symptoms of killer diseases.

- Polio: weak or lame bones.
- Measles: Skin rash.
- Tetanus: stiff muscles.
- Tuberculosis: Loss of weight.
- Hepatitis .B.: Vomiting.
- Diphtheria: Sore throat
- Whooping cough: cough, vomiting.
- Influenza: runny nose

Immunization.

- What is immunization?
- Immunization is the giving of medicine to the body to protect it from killer diseases.

Exercise:

1. Name any two childhood immunisable diseases.
_____ , _____
2. What killer disease makes children lame? _____
3. We prevent the killer diseases by _____

SUB THEME: ELEMENTS AND TYPES OF WEATHER.

CONTENT: DEFINITION OF WEATHER

1. What is weather? Weather is the change in the atmosphere of a given place at a particular time.

Elements of weather/weather makers.

- Sunshine
- Rainfall
- Wind
- Cloud cover

Uses of elements of weather.

(a) Sunshine

N.B: The sun is the main natural source of heat, light and energy.

Uses of the sun.

- The sun gives us light.
- The sun helps our clothes to dry.
- The sun gives us heat.
- The sun gives us vitamin D.
- The sun helps our seeds to dry.
- The sun helps our plants to grow.

Exercise

1. _____ is the change in the atmosphere of a given place at a particular time.
2. Name any three elements of weather.
_____, _____, _____
3. The _____ is the main natural source of heat and light.
4. Give any two uses of sun to man.
_____, _____

SUB THEME: ELEMENTS AND TYPES OF WEATHER.

CONTENT: DANGERS OF THE SUN

- Too much sunshine dries up plants.
- Too much sunshine dries water sources.
- Too much sunshine causes too much heat.
- Too much sunshine kills animals.
- Too much sunshine causes drought.

Rainfall

N.B: Rain is the main natural source of water.

Uses of rain.

- Rain gives us water.
- Rain makes the soil soft for digging.
- Rain helps plants to grow well.

- Rain fills wells, streams, lakes, swamps and rivers with water.

Uses of rain water.

- Cooking, bathing, mopping, watering plants, drinking, washing etc.

Exercise

1. _____ is the main natural source of water.

2. Give three uses of rain.

_____, _____, _____

3. Write any two dangers of the sun.

_____, _____

THEME: WEATHER

SUB THEME: ELEMENTS AND TYPES OF WEATHER

CONTENT: DANGERS OF RAIN

- Too much rain causes floods.
- Too much rain kills animals.
- Too much rain spoils roads.
- Too much rain destroys plants.
- Too much rain destroys houses.
- Too much rain kills people.

Protecting ourselves from rain.

- We use an umbrella.
- Put on a raincoat.
- Stay indoors.
- Put on gumboots.
- Put on sweaters/jackets.

Exercise

1. Mention two dangers of rain.

_____, _____

2. How do we protect ourselves from rain? (Give two ways)

3. Draw these things we use on a rainy day.

Umbrella	Gumboots

THEME: WEATHER

SUB THEME: ELEMENTS AND TYPES OF WEATHER

CONTENT: WIND

- What is wind?
Wind is moving air.

Uses of wind

- Wind dries our clothes.
- Wind helps kites to fly.
- Wind helps boats to sail on water.
- Wind helps in winnowing seeds.

Dangers of wind

- Strong wind causes storm.
- Strong wind destroys our houses.
- Wind destroys crops.
- Wind carries away top soil.
- Wind spreads diseases e.g. flu, measles.

Exercise

1. What is wind? _____
2. Give any two uses of wind.
_____, _____
3. Draw these dangers of wind.

Trees falling	Wind blowing off the roof.

THEME: WEATHER

SUB THEME: ELEMENTS AND TYPES OF WEATHER

CONTENT: CLOUDS

Uses of clouds

- Clouds give us rain.
- Clouds cool the earth when they cover the sun.
- Clouds create shade.

Types of clouds.

- Nimbus clouds.
- Cirrus clouds.
- Cumulus clouds.
- Stratus clouds.

N.B Nimbus clouds give us rain.

Exercise

1. Mention any two uses of clouds.

_____, _____

2. Which clouds give us rain?

3. Write any two elements of weather.

_____, _____

SUB THEME: ELEMENTS AND TYPES OF WEATHER

CONTENT: TYPES OF WEATHER

- There are four types of weather. These are;
- Sunny weather
- Windy weather
- Cloudy weather
- Rainy weather

Activities done during sunny weather

- Harvesting crops
- Watering plants.
- Preparing the garden.
- Drying seeds.

Exercise

1. Draw these types of weather.

Sunny	windy	cloudy	rainy

2. Write any two activities done during sunny weather.

_____ , _____

SUB THEME: ELEMENTS AND TYPES OF WEATHER

CONTENT: ACTIVITIES DONE IN DIFFERENT TYPES OF WEATHER

WINDY:

- Winnowing

Rainy weather

- Planting seeds.
- Weeding (removing unwanted plants from the garden).
- Pruning (removing excess branches from the plant).
- Thinning (Removing excess plants from the garden)
- Water harvesting.

Seasons.

- Seasons are periods when farmers carryout different activities.

Types of seasons.

- Dry/sunny season.
- Wet/rainy season.

Activities done in wet season.

- Planting, weeding, pruning, thinning etc.

Exercise.

1. Write one activity done in wind weather. _____
2. The two types of seasons are _____ season and _____ season.
3. Draw these activities.

Watering plants	Weeding

SUB THEME: ELEMENTS AND TYPES OF WEATHER

CONTENT: GARDEN TOOLS

What are garden tools?

These are the tools which we use in the garden.

Examples of garden tools.

- Axe, knife, hoe, rake, slasher, basket, watering can, wheel barrow, spade

Uses of garden tools.

Axe: chopping, cutting big trees.

Hoe: digging

Slasher: slashing grass

Panga: Cutting

Watering can: watering plants.

Rake: collecting rubbish.

Basket: carrying food.

Wheelbarrow: carrying seeds, manure etc.

Knife: cutting, peeling

Exercise:

1. What do we call the tools used in the garden? _____
2. Draw these tools used in the garden.

axe	hoe	rake

3. Give the use of these garden tools.
Watering can: _____
Slasher: _____
Basket: _____

THEME: ACCIDENTS AND SAFETY

SUB THEME: ACCIDENTS AND SAFETY AT HOME

DEFINITION: It is an expected danger

Content:

- Burns, cuts, poisoning, stings, drawing, bites, falls, electric shock

Naming common accidents at home.

Exercise;

1. Fill in: s t __ n g c __ t s b __ t __ s p o __ s __ n i n g
2. Drawing and naming accidents from the chart.

THEME: ACCIDENTS AND SAFETY

SUB THEME: Accidents and safety at home

Content: Causes of accidents (ways and things)

- Razor blades,
- Broken bottle
- Knife
- Bees
- Electricity
- Snakes
- Cars
- Medicine

How we get accidents

- Running carelessly.
- Playing careless games.
- Playing with electricity.
- Throwing stones
- Playing with sharp objects.
- Playing in the bush.
- Taking any medicine without following instructions
- Playing with fire

Exercise

1. Naming things which cause accidents.



THEME: ACCIDENTS AND SAFETY

SUB THEME: Accidents and safety at home

Content: How to prevent accidents.

Ways to avoid accidents.

- Do not run.
- Do not climb trees.
- Do not throw stones.
- Do not play bad games.
- Do not take medicine any how.
- Don't play with fire
- Don't play with dangerous animals and insects.
- Do not play with electricity.

Exercise;

1. Mention any four things which may cause accidents at home.

_____, _____, _____, _____

2. Give two ways to avoid accidents.

_____, _____

THEME: ACCIDENTS AND SAFETY

SUB THEME: Accidents and safety on the way to school

Content: Common accidents on the way to school.

Examples;

- Dog bite
- Stings
- Car accidents
- Snake bites
- Thieves
- Drawing
- Sharp objects
- Falls

- Kidnappers

Exercise

1. Give three common accidents on our way to school.

_____, _____, _____

2. Name these accidents on our way to school.

THEME: ACCIDENTS AND SAFETY

SUB THEME: Accidents on the way to school

Content: Causes of accidents on the way to school.

- Over speeding cars
- Playing on the road.
- Playing with dangerous animals.
- Climbing trees.
- Playing in the bush
- Over loading
- Bad driving
- Mad people.

EXERCISE

1. Mention four causes of accidents on the way to school.

_____, _____, _____, _____

2. Draw these causes of accidents.

Climbing trees	Playing on the road

THEME: ACCIDENTS AND SAFETY

SUB THEME: Accidents on the way to school

Content: Road signs.

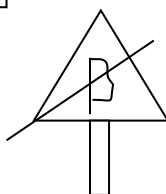
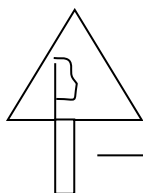

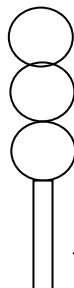
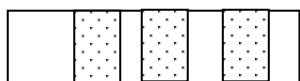
Meaning and uses of road signs.

Road signs which guide us on the road.

- Zebra crossing
- Traffic lights
- Humps a head
- School ahead /children crossing
- round about
- Bridge
- Parking
- No parking
- Identifying road signs from the chart.
- Colours on the road signs. E.g. traffic lights and their meaning.

Exercise

Naming road signs



THEME: ACCIDENTS AND SAFETY

SUB THEME: Accidents and safety at home

Content: Common accident at school.

- Falling
- Cuts
- Burns

- Electric shock.
- Drwning
- Fractures
- Falling in latrines/septic tank.

Causes of accidents at school

- Climbing trees and walls.
- Bad playing
- Playing with sharp objects.
- Playing with electricity.
- Playing in unsafe places.

Exercise

1. Mention three common accidents at school.

_____, _____, _____

2. Give two causes of accidents at school.

_____, _____

THEME: ACCIDENTS AND SAFETY

SUB THEME: Accidents and safety at home

Content: How to prevent accidents at school.

Ways of providing accidents at school.

- Don't run any how.
- Avoid bad play.
- Don't push your friends.
- Don't run with hot food.
- Don't climb trees and walls.
- Play in safe places.
- Don't touch or step on open electric wires.
- Don't play with sharp objects.

Exercise

1. Give three ways of preventing accidents at school.

2. Draw these accidents

Drawing in the pool	Falling from the tree

THEME: LIVING TOGETHER

CONTENT: A family is a group of people living together related by blood or marriage.

Types of families.

1. Nuclear family

A nuclear family is a family where we find father, mother and their own children.

2. Extended family

An extended family is a family where we find father, mother, their own children and other relatives.

Examples of relatives

- Uncle
- Aunt
- Grandmother
- Grand father
- Cousin
- Nephew
- Niece

Father and mother start a family.

Exercise

1. _____ is a group of people living together related by blood or marriage.
2. The two types of families are _____ family and _____ family.
3. Give two examples of relatives
_____, _____

SUB THEME: WAYS OF LIVING TOGETHER IN THE SCHOOL

CONTENT: SCHOOL ACTIVITIES

- Playing
- Sharing
- Eating
- Helping each other
- Learning
- Caring for others
- Working together

School routine

These are activities done daily at school.

Examples of school routines.

- Obeying rules
- Saying the school prayer
- Reciting school motto.
- Singing the school anthem.

Exercise:

1. Draw these activities you do at school.

playing	eating	learning

2. Write any one school routine.

THEME: LIVING TOGETHER

SUB THEME: WAYS OF LIVING TOGETHER IN A COMMUNITY

CONTENT: WORKING TOGETHER

When do we work together?

We work together when;

- Clearing roads.
- Cleaning wells.
- Sharing with others.
- Helping others.

Activities/ceremonies we do together in the community.

- Wedding
- Naming
- Baptism
- Birthday parties
- Burial
- Graduation parties

Exercise

1. Name two special people at the wedding.

_____, _____

2. Give two ceremonies done in the community.

_____, _____

3. Draw people at a birthday party.



THEME: FOOD AND NUTRITION

SUB-THEME: NAMES AND SOURCES OF FOOD

CONTENT: NAMES OF FOOD

What is food?

Food is anything we eat or drink.

Names of food

Maize, cassava, sweet potatoes, Irish potatoes, bananas, rive, bbuga, cabbage, beans, meat, fish, chicken, peas, eggs,

N.B: Reasons why we eat food.

- To grow well.
- To get energy.
- To be healthy

Exercise

1. Draw these foods

Maize	cabbage	beans	cassava	fish

2. What is food?

4. Why do we eat food? Give two reasons.

_____, _____

THEME: FOOD AND NUTRITION

SUB-THEME: NAMES AND SOURCES OF FOOD

CONTENT: SOURCES OF FOOD AND HOW TO KEEP IT SAFE

Sources/places where we can get food.

- Garden, farm, river, lake, market, animals, plants, shops

How do we keep the food safe?

- By smoking
- By freezing
- By covering
- By salting
- By sun drying

- By cooking
- By washing

Importance of keeping food safe.

To avoid;

- Contamination
- Rotting
- Bad smell
- Diseases

Exercise

1. Write any two sources of food.

_____ , _____

2. Mention any three ways how we can keep food safe.

_____ , _____ , _____

3. Give one importance of keeping food safe. _____

SUB THEME: KINDS OF FOOD

CONTENT: BODY BUILDING FOOD.

- What are body building foods?

This is the food which builds our body.

Examples of body building food.

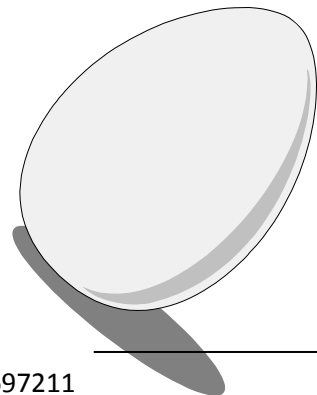

- Eggs, meat, peas, milk, fish, chicken, beans

Exercise

1. Name any two body building foods.

_____ , _____

2. Name this food which builds our body.



SUB THEME: KINDS OF FOOD

CONTENT: HEALTHY BUILDING FOOD.

What are healthy giving foods?

This is the food which makes us healthy.

Examples of healthy giving food

- Oranges
- Mangoes
- Apples
- Pawpaw
- Pineapple
- Jack fruit
- Water melon
- Passion fruit
- Sugarcane

Exercise

1. Give any two foods which make us healthy.

_____ , _____

2. Draw this healthy giving food.

orange	sugarcane	pineapple	apple

SUB THEME: ENERGY GIVING FOOD

CONTENT: EXAMPLES OF ENERGY GIVING FOOD

What are energy giving foods?

- Energy giving food is the food which gives us energy.

Energy giving food include;

- Cassava
- Potatoes

- Bananas
- Posho
- Millet
- Yam
- Maize

Exercise

1. Name any two examples of energy giving food.

_____ , _____

2. Draw this food.

bananas	potatoes	maize	rice

THEME: TRANSPORT

SUB-THEME: TYPES AND MEANS OF TRANSPORT

CONTENT: What is transport?

It is the movement of people and goods from one place to another.

Types of transport.

- Rail
- Water
- Air
- Road

How we move from one place to another e.g. if you want to go to London etc.

Exercise

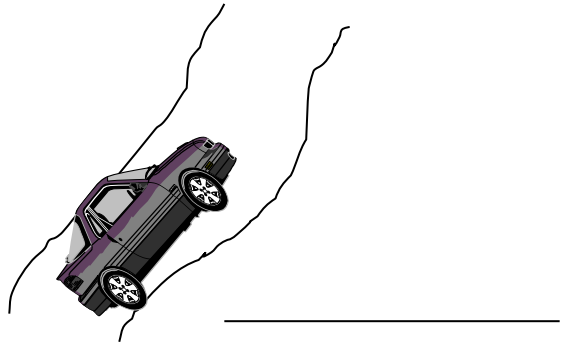
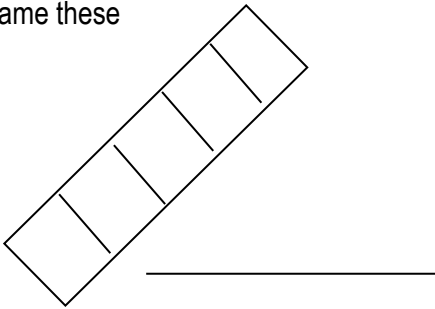
1. _____ is the movement of _____ and goods from one place to another.

2. Mention the four types of transport.

(a) _____ (b) _____ (c) _____

(d) _____

3. Name these



THEME: TRANSPORT

SUB-THEME: TYPES AND MEANS OF TRANSPORT

CONTENT: Means of transport

- Car , bus, bicycle, foot, motorcycle, train, horse, boat, aeroplane, donkey, ship, helicopter, camel, train, canoe, ferry, tractor, trailer, jets.

Exercise:

1. Mention any five means of transport.
2. Draw these means of transport.

train	aeroplane	boat	car	donkey	lorry

THEME: TRANSPORT

SUB-THEME: TYPES AND MEANS OF TRANSPORT

CONTENT: Water transport

This is the movement of people and goods from one place to another on water. It is the slowest type of transport.

Means of water transport

- Ship
- Boat
- Canoe


- Ferry

Things transported on water.

- People,
- Food
- Animals
- Cars,
- Timber
- Firewood.

Exercise.

1. Give three means of water transport.
2. Name these of water transport.



THEME: TRANSPORT

SUB-THEME: TYPES AND MEANS OF TRANSPORT

CONTENT: Air transport

- It is the movement of people and goods from one place to another.
- Air transport is the quickest type of transport.
- It is expensive.

Means of air transport.


- Aeroplane, paracute, jet, air ballons, helicopter, cargo planes.
- We need aeroplanes at the airport/air strip.
- Things transported in air include; Goods, people.

Exercise

1. Give any three means of air transport.
- _____ , _____

2. We can find aeroplanes at the _____





THEME: TRANSPORT

SUB-THEME: TYPES AND MEANS OF TRANSPORT

CONTENT: Railway transport

Means of railtransport

- Train
- Tram

Things transported on rail transport.

- Trains transport people and other things like crops, cement, minerals, boxes, containers.
- Trains transport people and goods.
- We find trains at the railway station.

Exercise

1. Write four types of transport.

_____, _____, _____, _____

2. Give two means of railway transport.

(a) _____ (b) _____

3. Draw a train.



THEME: TRANSPORT

SUB-THEME: TYPES AND MEANS OF TRANSPORT

CONTENT: Road transport

Means of transport.

- Cars, cart, donkey, buses, horse, lorry, camel, bicycle, motorcycle.
- Road transport is cheap and easy.

Things transported by road transport:

People, foods, animals, charcoal, timber, etc

Exercise;

1. Give four means of road transport.

_____, _____, _____, _____

2. Draw these means of road transport.

cars	Bicycle	donkey	bus

THEME: TRANSPORT

SUB-THEME: TYPES AND MEANS OF TRANSPORT

CONTENT: Uses of transport

- To carry people.
- To carry things like food, building materials etc.
- To save time.
- To avoid getting tired in case of long distances.

Exercise;

1. Mention any two things carried by lorries.

_____, _____

2. Give three uses of transport.

_____, _____, _____

3. Write means for each type of transport.

Water transport: _____

Railway transport _____

Road transport: _____

Air transport: _____

THEME: TRANSPORT

SUB-THEME: TYPES AND MEANS OF TRANSPORT

CONTENT: Particular means for carrying people.

- | | | |
|----------|--------------|-------------|
| - Taxi's | - bicycle | - aeroplane |
| - Cars | - motorcycle | - tram |
| - Buses | - train | - donkey |
| - Horse | - camel | |

Particular means for carrying things.

- Lorries, trucks, camel, cargo planes, carts, wheel barrow, ship.

Exercise.

1. Mention any two animals used for transport.

(a) _____ (b) _____

2. Give three means of transport used to carry people.

_____, _____, _____

3. Give three means of transport used to carry things.

_____, _____, _____

4. Draw a lorry carrying things.



THEME: TRANSPORT

SUB-THEME: TYPES AND MEANS OF TRANSPORT

CONTENT: People who move different means of transport.

Pilot: aeroplane, helicopter

Driver: cars, Lorries, buses

Cyclist: bicycle, motorcycle

Captain: ship, train

Exercise

1. What is transport?

2. A person who flies an aeroplane is called a _____

3. A _____ moves a ship.

4. A _____ moves cars, lorries and buses.

5. A person who moves a bicycle is called a _____

THEME: THINGS WE MAKE

SUB-THEME: THINGS WE MAKE AT HOME AND AT SCHOOL

CONTENT: Things we make at home and at school using local materials are called crafts.

Examples of things we make/crafts.

- Mats
- Baskets
- Pots
- Dolls

- Toys
- Balls
- Ropes
- Hats
- Winnowers

Exercise

1. _____ are things we make using local materials.
2. Name these things we make..



THEME: THINGS WE MAKE

SUB-THEME: MATERIALS WE USE AND THEIR SOURCES

CONTENT: Materials

- Seeds
- Banana fibres
- Sisal
- Clay
- Raffia
- Palm leaves
- Banana leaves

Sources

- Forest
- bush
- swamp
- cotton
- metal
- plastic
- garden

Exercise

1. Match the materials to their sources.

Material

Sources

Palm leaves

garden

Clay forest
Banana leaves swamp

2. Draw these things we make.

pot	mat	winner

SUB THEME: Importance of things we make and ways of making them

CONTENT: Why do we make crafts?

- Domestic use e.g. sitting on.
- Income generation (selling and get money)
- Playing with.
- Decoration e.g. flowers, flower verses, table cloths
- Teaching and learning
- For wearing

Ways of making crafts

- By modeling – pots
- By weaving – baskets, hats, mats etc
- By knitting – sweaters, socks, table cloths, bed covers
- By tie and dying.

Exercise

1. Why do we make crafts? Give two reasons.

_____, _____

2. Name two things we make by modeling.

_____, _____

3. Write the ways the following are made.

(a) baskets, mats and hats by . _____

(b) sweater, socks and bed covers. By _____

THEME: OUR ENVIRONMENT

SUB-THEME: COMPONENTS OF THE ENVIRONMENT

CONTENT: Things found in an environment.

What is environment?

- An environment are the things around us.

Components of the environment.

- These are the things which make up an environment. These include; people, rivers, lakes, animals, land, plants, stones, soil etc

Exercise

1. Mental work

A _____ B _____ C _____ D _____

2. What is an environment?

3. Mention any three things which make up an environment.

_____, _____, _____

4. Draw these;

(a) Stones = _____

(b) people = _____

THEME: OUR ENVIRONMENT

SUB THEME: COMPONENTS OF THE ENVIRONMENT

CONTENT: NON LIVING THINGS

What are non living things?

- These are things which do not have life.

They include;

Table, chairs, pen, pencils, books, benches, desks, cupboards, shoes, dress, short, hat, bucket, cup, plate, spoon, stones, stool etc.

Characteristics/things that non living things do not do.

- They don't move.

- They don't grow.
- They don't feed
- They don't breathe
- They don't re-produce.

Exercise

1. What are non living things?

2. Draw and name five non living things.

_____, _____, _____, _____

3. Mention five things that non living things do not do.

_____, _____, _____, _____

THEME: OUR ENVIRONMENT

SUB THEME: COMPONENTS OF THE ENVIRONMENT

CONTENT: LIVING THINGS

What are living things?

- Living things are things which have life.

Examples of living things include;

- Boy, man,, dog, rabbit, lion, girl, woman, cat, zebra, grass, trees, banana plant, maize plant, cassava plant, etc

Characteristics/things that living things do.

- They move
- They grow
- They feed
- They breath
- They reproduce
- They excrete

Exercise

1. What are living things?

2. Draw and name five living things.

_____, _____, _____
_____, _____

3. Write the things that living things do.

_____, _____, _____
_____, _____, _____


OUR ENVIRONMENT

SUB THEME: GROUPS OF LIVING THINGS


CONTENT: The two groups of living things

- There are two groups of living things namely;

Plants



and



animals

Examples of plants are;

Onion plant, maize plant, grass, trees, sweet potato plant, G. nut plants, etc.

Examples of animals include;

Cats, rabbit, cow, snake, lion, chameleon, goat, birds etc.

Exercise

1. Mental work

A _____ B _____ C _____ D _____

2. Name the two groups of living things.

_____ and _____

3. Draw and name animals you know.

4. Mention any two animals you know.

THEME: OUR ENVIRONMENT

SUB THEME: COMPONENTS OF THE ENVIRONMENT

CONTENT: FLOWERING PLANTS

What are flowering plants?

- Flowering plants are plants which bear flowers.

Examples of flowering plants include;

- Banana plants, orange plants, flower plants, mango plants, bean plants, apple plant, guava plants,.

Exercise

1. Mental work.

A _____ B _____ C _____ D _____

2. What are flowering plants?

3. Draw these plants .

Banana plant	Mango plant	Bean plant

THEME: OUR ENVIRONMENT

SUB THEME: COMPONENTS OF THE ENVIRONMENT.

CONTENT: Uses/things we get from flowering plants.

- For making furniture.
- For medicine.
- For food
- For making juice.
- For firewood.
- For making dyes.
- For building
- For decoration.

Uses of flowers.

- For medicine
- For making dyes
- For building
- For decoration

Uses of flowers

- For medicine
- For making dyes
- For making perfumes.
- For decoration

Exercise

1. Give five uses of plants to us.

_____, _____, _____
_____, _____

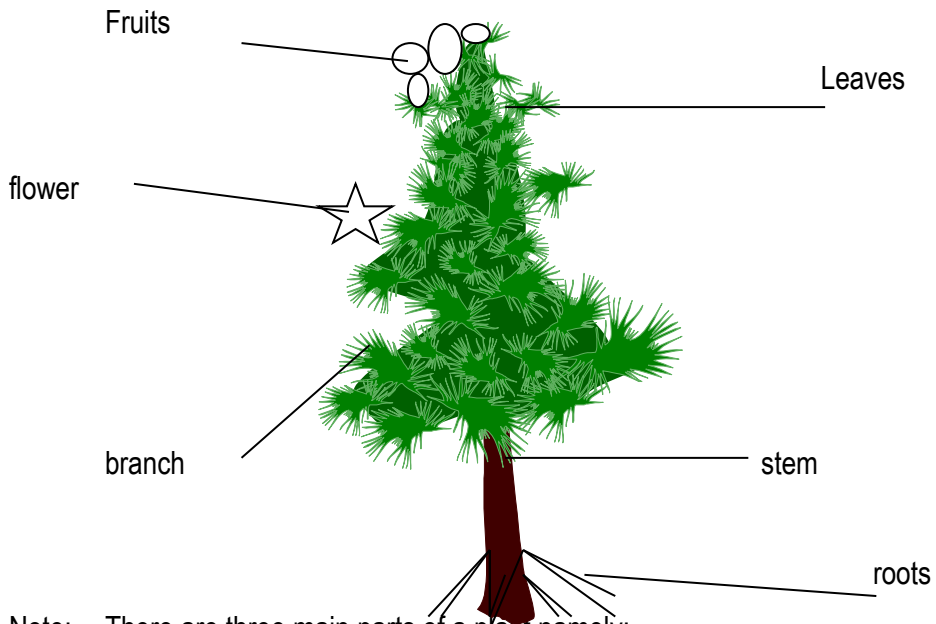
2. How are flowers useful to us? Give reasons.

3. Mental work

THEME: OUR ENVIRONMENT

SUB THEME: COMPONENTS OF THE ENVIRONMENT

CONTENTS: PARTS OF A FLOWERING PLANT




Note: There are three main parts of a plant namely;

- Leaves
- Stems and
- Roots

Exercise.

1. Name the parts of a plant.



2. Name the three main parts of a plant.

_____ , _____ , _____

THEME: OUR ENVIRONMENT

SUB THEME: COMPONENTS OF THE ENVIRONMENT

CONTENT: Parts of a plant we eat.

We eat the _____ roots of cassava, sweet potatoes and carrots. Carrots.


We eat the _____ stems of sugar cane plants.

We eat the _____ leaves of vegetables and greens.



We eat the _____ fruits of mango, orange, apples and jackfruit plants.

We eat the _____ stem tubers of irish potatoes and yams.



Exercise

1. Draw these parts of plants we eat.

fruits	leaves	stems	roots	Stem tubers

2. Name the parts we eat on each of these plants;

Sugarcane: _____

Greens (dodo) _____

Cassava and carrots: _____

Mangoes and apples: _____

Yams and irish potatoes: _____

THEME: OUR ENVIRONMENT

SUB THEME: COMPONENTS OF THE ENVIRONMENT

CONTENT: Uses of parts of a plant to it.

Leaves: Plants breathe through them.

Plants lose water to the atmosphere through leaves.

The stem: It takes water to other parts of the plant.

It supports the plant.

The flowers: Attract bees.

Change to fruits

The roots: Collect water and salts for the plant.

Hold the plant firmly in the soil.

The plants breathe through the organs called stomata.

The three main parts of a plant are;



0 _____ leaves

_____ stem



Exercise

1. Mental work

A _____ B _____

C _____ D _____

2. **Match correctly.**

- | | |
|---------|----------------------------------|
| Leaves | attract bees |
| Stems | collect water and mineral salts. |
| Flowers | plants breathe through them. |
| Roots | support the plant |

3. Draw and name the three main parts of a plant.

THEME: OUR ENVIRONMENT

SUB THEME: COMPONENTS

CONTENT: IMPORTANCE OF OTHER COMPONENTS OF THE ENVIRONMENT.

Other components of the environment include;

- Lakes, gardens, schools, rivers, roads, hospitals, hills, forests, land, mountains, houses, animals.

Importance of other components of the environment.

Water bodies (lakes and rivers): Sources of food.

Provide us with water.

They are homes of animals.

Hills and mountains: attract tourists

Source of money

We get building materials from them

Gardens: source of food.

Roads: used for transport.

Forests: sources of building materials

Homes of animals

Attract tourists

Houses: for sleeping in

Schools: for education

Hospitals: for medical treatment

Land: for farming

Exercise;

1. Draw and name any three components of the environment.

--	--	--

--	--	--

2. Write the importance of the following in the environment;

(a) lakes and rivers = _____

(b) forests = _____

(c) Schools = _____

THEME: OUR ENVIRONMENT

SUB –THEME: COMPONENTS OF THE ENVIRONMENT

CONTENT: THE SOURCES OF WATER

A source of water is a natural water provider or anything made by God. These are;

- Lakes, springs, rivers, rainfall, swamps, streams, oceans, seas, wells etc.

Note: The main natural source of water is rainfall.

Exercise;

1. Mental work

A = _____ B = _____ C = _____

D = _____

2. What do we call the main natural source of water?

3. Mention any five sources of water.

_____, _____, _____, _____, _____

THEME: OUR ENVIRONMENT

SUB –THEME: COMPONENTS OF THE ENVIRONMENT

CONTENT: Places from where we get water.

There are various places from where we get water namely;

- Taps, drums, boreholes, tanks, water reserves, etc.

Exercise;

1. Mental work

A = _____ B = _____ C = _____

D = _____

2. How do we call the main natural source of water? _____

3. Draw these places from where we get water ?

Tap	Borehole	Tank

THEME: OUR ENVIRONMENT

SUB THEME: USES OF WATER

We use water in different ways for example;

- For washing
- For drinking
- For bathing
- For watering plants
- For mopping
- For cooking

Exercise

1. Mental work

A = _____ B = _____ C = _____

D = _____

2. Why do we need water at home? Give four ways.

_____, _____, _____, _____

3. Mention any two places where you get water for use.

_____ , _____

4. Draw these uses of water;

drinking	washing	Watering plants

5. Name any two sources of water.

_____ , _____

THEME: OUR ENVIRONMENT

SUB THEME: COMPONENTS OF THE ENVIRONMENT

CONTENT: ACTIVITIES THAT SPOIL OUR ENVIRONMENT.

There are various activities that spoil the environment. These include;

- Cutting down trees.
- Building in swamps.
- Brick making
- Farming (growing crops)
- Hunting
- Exposing bad smoke to the environment

Exercise

1. Mental work

A = _____ B = _____ C = _____

D = _____

2. Write any four activities that spoil the environment

_____ , _____ , _____ , _____

THEME: PEACE AND SECURITY

SUB THEME: DEFINITION OF PEACE

Peace means living in harmony without fighting and quarreling with one another.

Security:

Security means living with protection and freedom.

Factors that promote peace and security at home.

- Love
- Obedience
- Caring/helping
- Good health
- Good relationship
- Respect
- Good feeding
- Protection

People who promote peace and security in our homes

- Parents
- Elders
- Guards
- relatives

Exercise

1. Mention any two factors that promote peace and security at home.

2. Underline ways of keeping peace and security at home.

Fighting others, loving, quarreling, respecting

THEME: PEACE AND SECURITY

SUB THEME: PEACE AND SECURITY AT HOME.

CONTENT: CAUSES OF INSECURITY AT HOME

- Stealing
- Poverty
- Violence
- Defilement
- Poor relationship
- Fighting
- Diseases
- lack of food
- child neglect
- Isolation

Exercise.

1. Mention any four causes of insecurity at home.

- _____, _____, _____
_____, _____

2. Draw these people who promote peace and security at home.

Parents	Guard

THEME: PEACE AND SECURITY

SUB THEME: PEACE AND SECURITY AT HOME.

CONTENT: FACTORS THAT PROMOTE PEACE AND SECURITY AT SCHOOL.

- School rules
- Observing children's rights and responsibilities.
- Loving one another
- Caring for one another.
- Listening to teachers and friends.
- Obedience.
- Helping others
- Sharing
- Protection

People who promote peace and security at school.

- Teachers
- Children (prefects)
- Nurse
- Guard
- Cooks
- Matrons

Exercise

1. Write any two factors that promote peace and security.

_____ , _____

2. Mention three people who promote peace and security at school.

_____ , _____ , _____

THEME: PEACE AND SECURITY

SUB THEME: PEACE AND SECURITY AT SCHOOL.

CONTENT: CAUSES OF INSECURITY IN OUR SCHOOL.

- Taking other people's things/stealing.
- Beating others/fighting.
- Not obeying rules and regulations.
- Teasing.
- Not respecting others.

How we can avoid insecurity at school.

- By helping our friends.
- By listening to our leaders.
- By following school rules.
- By loving one another.
- By respecting others.
- Not teasing others.
- Not stealing.

Exercise

1. Write any three causes of insecurity at school.

_____, _____, _____

2. How can we avoid insecurity at school? (Give two ways)

_____, _____

THEME: PEACE AND SECURITY

SUB THEME: PEACE AND SECURITY IN OUR COMMUNITY

CONTENT: HOW TO PROMOTE PEACE AND SECURITY IN OUR COMMUNITY

- By obeying rules.
- Respecting others.
- Loving others.
- Providing security.
- Reporting bad people.
- Solving conflicts (problems)

People who keep peace and security in our community.

- Elder (men and women)
- Youth
- Local council members.
- Police
- Army
- LDU (Local Defence Unit)
- Parents
- Teachers
- Religious leaders e.g. Sheikhs, priests etc

Exercise.

1. How do we promote peace and security in our community? (Give two ways)

_____, _____

2. Mention any three people who keep peace and security in our community.

_____, _____, _____

THEME: PEACE AND SECURITY

SUB THEME: PEACE AND SECURITY IN OUR COMMUNITY

CONTENT: WAYS OF PROMOTING PEACE AND SECURITY.

- By reporting bad people.
- By arresting thieves.
- By setting laws.

Importance of peace and security

Peace and security

- Promotes love.
- Promotes harmony
- Safety
- Care
- Happiness

Exercise

1. Give any two ways of promoting peace and security.

_____ , _____

2. Write any two good things of having peace and security.

_____ , _____