





THEME: TRANSPORT
SUB-THEME: TYPES OF TRANSPORT

Lesson 1

1. What is transport?









Transport is the movement of people and goods from one place to another.

2. Types of transport

			
water transport	air transport	railway transport	road transport

Ref: Monitor English Course page 43.

3. Means of road transport

			
lorry	taxis	buses / vans	animals
			
cart	cars	wheel barrow	bicycle

Animals used in transport are;
 donkeys, horses, camels, some dogs, etc

Activity

1. What is transport?
2. Identify the four types of transport.
3. What is the commonest type of transport?
4. What is the quickest type of transport?
5. Draw and name any four means of road transport.
6. Which is the most commonly used type of transport in our community?
7. Why is it the most commonly used type in our community?

Lesson 2

Means used in air transport.

				
aero plane	parachute	helicopter	rocket	jet

1. Name any three means of air transport.
2. Why is air transport not used by many people?
3. Name Uganda's international airport.

Ref: Mk Book 2 page 91-96.

Means of water transport

			
boat	ferry	ship	dhow

1. Why is water transport not commonly used in our community?
2. Name any four means of water transport
3. Draw and name any two means of water transport.

Means of Railway transport

Draw the means of railway transport.



train

Match the different people to the means of transport they operate [move]

Engineer or motorman or train driver

captain

driver

cyclists

pilot

buss, cars, lorries, taxis

train, ship

jet, aero plane, rocket, helicopter

motorcycle, bicycle.

Ref: Mk bk 2 page 91-96

Monitor English course bk 2 page 44.


Lesson 3

HOW IS TRANSPORT USEFUL TO PEOPLE? / IMPORTANCE OF TRANSPORT.

People carry food, charcoal, timber, animals, firewood from one place to another.





People get money from transport. [jobs]

Draw and name one way people use transport.



carrying food

Particular means for carrying people

			
car	taxi	bus	aero plane

horses, boats, motorcycle, helicopters trains, bicycles

Ref: Mk English book 2 page 91-96.

Safe means of carrying things (goods)

Lorries, camel, cargo planes, ferry, trucks, carts, donkeys, ship, horse.

Special places where different means of transport are found

- | | |
|------------------|------------------------|
| aircrafts | airports and airstrips |
| ship | port |
| buses | bus park |
| taxis | taxi park |
| cars | garage |
| boats and canoes | landing sites |

taxi park	airport	bus park
-----------	---------	----------

--	--	--

Lesson 4

Communication

What is communication?

Communication is the sending and receiving of messages

Means of communication



Radio



television



Telephone



horn




Drum



Whistle



Newspaper











books

Ref: Pentagonam book 1 page 78.

Lesson 5

Theme: 2 Things we make

Things we make at home and at school.

			
pots	mat	hat	ropes
			
baskets	balls	dolls	Music instruments

winnowers, toy cars

Ref: a) Pentagon book 1 pages 33 – 34

b) Understanding Int. Science bk 1 page 30.

Materials used to make things at school or at home.

- clay - bottle tops

- palm leaves
- straws
- sisal
- stones
- tins
- banana fibres
- sticks
- threads
- seeds
- cloth

Follow up activity

Children will collect different materials in preparation for a practical lesson of making things.

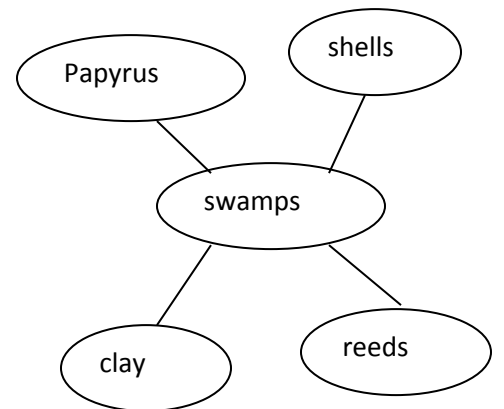
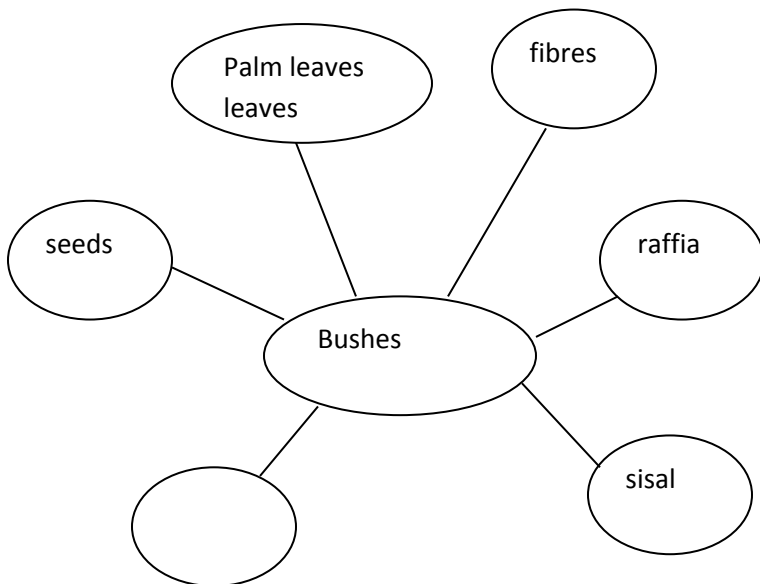
Lesson 6

Sources of materials we use to make things at home and at school.

Some materials are got from:-

- swamps
- forests, bushes/ grass
- gardens
- lakes or rivers
- markets or shops

Map the materials got from these sources



materials	things we make
sisal	ropes, sacks, door mats, baskets, sponges
clay	pots, plates, cups, flower vases, sculptures
banana fibres	ropes, dolls, caps, mats, balls, etc
palm leaves	mats, caps, baskets, etc
raffia	baskets, raffia skirts etc

Things we make for playing with.



ball



dolls




rope




toy car

Things we make for domestic use



mats



basket



mortar




pestle

Things we make for sale



pots



mats



door mat



hat


Things we make for decoration



table mats



table clothes



flower pots

General importance of the things we make

- playing with
- income generation
- decoration
- source of money
- domestic use
- teaching and learning

Lesson 7

THEME: OUR ENVIRONMENT


What is Environment?

Environment means the surroundings (air, animals, plants, water bodies, hills, valleys and others)

Things in our environment/ components of our environment

people, rivers, lakes, mountains, plants, land, hills, insects, birds, air and others

Draw four surroundings of man

			
trees	buildings	hills	furniture

Activity

Nature walks around the school.

Ref: *Understanding integrated sc. bk 1 page 14-15*

Lesson 8

Living things in our environment

What are living things?

Living things are things that have life.







What living things do (characteristics)

1. they reproduce
2. they respire
3. they grow
4. they excrete
5. they feed
6. they move

Plants and animals make up living things.







Examples of living things

a) Plants

		
palm trees	sisal	orange plant
		

coffee plant	grass	banana plants

B. Animals

					
worm	snake	cat	hen	insect	man

C. Birds like hens, eagles, ducks, etc

D. Insects like grasshoppers, ants, flies, etc

Ref: Understanding Integrated Sci. bk. 1 page 16-17.

Fountain Pr. Sci. book 1 page 18-22.

Lesson 9

Uses of plants in our environment

a) Some plants in our environment give us:

				
food	firewood	charcoal	poles/timber	herbs

b) Other plants give us shade, flowers, etc

Ref: Mk. Integrated Sci. bk .1 page 19.

Fountain Pr. Sci .book 1 page 23.

Parts of a plant:

- There are three main parts of plant.
 - leaves
 - stem
 - roots

2. Other parts of a plant are;

flowers, fruits, bud and branches
3. Draw a plant and name the parts.

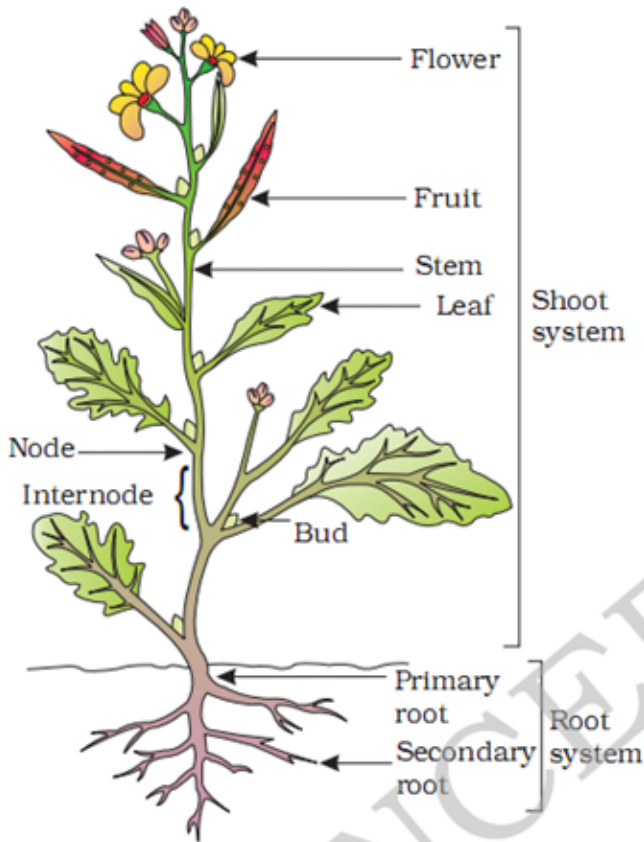


Figure 5.1 Parts of a flowering plant.

Ref: Mk Integrated pr. Sci. b k 1 page 41.

Lesson 10

The parts we eat on different plants

- a. **Leaves** like cabbage, dodo, nakati, ebbuga
- b. **Roots** like cassava, carrots
- c. **Stems** like sugarcanes, yams
- d. **Fruits** like mangoes, oranges, apples, etc

Importance of plants

- Source of oxygen.
- Some plants provide us with food.
- Some plants provide us with building materials.
- Some plants provide us with local medicine, fire wood, charcoal, etc

Importance of animals

- ❖ Some animals provide us with food.
- ❖ Some animals provide us with transport.
- ❖ Some animals protect our homes.
- ❖ Some animals are kept as pets. **Mk integrated Sci bk 1 pg 20.**

Non living things in our environment

Non living things are the things which do not have life.

Examples of non living things

hills, mountains, land, cups, plates, tables, etc

Draw and name any three non living things



Stone



tin



drum

Lesson11

Importance / uses of non-living things in the environment




Air; we breathe it in to support life and other things

Water; we drink it, we bathe it

b) **Natural things**

- Nimbus clouds give us rain.
- Lakes and rivers – are sources of water.
 - homes of some animals.
- Hill and mountains- homes of some animals
 - we can get rocks for building.
- Sun – gives us light and warmth.

Draw and name any three natural things

		
tree	dog	woman

Ref: Mk bk 2 page 32-35




Understanding Integrated Sci bk 1 page 21.

Sources of water

1. We can get water from the;
 - well
 - lakes and rivers
 - oceans and seas
 - boreholes
 - swamps
 - rain
 - streams

The major source of water is rain.

2. Draw, name and colour any three sources of water.

		
well	river	lake





Ref: **Comprehensive S.St bk 1 pg 34.**

Lesson 12

Uses of water

- ❖ Water is used for cooking.
- ❖ Water is used for bathing.
- ❖ Water is used for drinking.
- ❖ Water is used for washing.
- ❖ Water is used for watering plants.
- ❖ Water is used for mopping.
- ❖ Water is used for swimming.
- ❖ Water is used for building.
- ❖ As means of transport.
- ❖ Water is used in factories and cars to cool down machines

2. **Draw and name any four uses of water.**

			
cooking	washing	swimming	drinking

Ref: Comprehensive S.St bk 1 pg 35-36.

Mk Integrated Sci bk 1 page 79-80.

Activities that spoil our environment

- cutting down trees.
- bush burning.
- poor fishing methods e.g catching fish with poison.
- hunting wild animals in reserved areas (game parks)
- building / farming in swamps / wetlands.
- poor farming methods e.g over cultivation.
- brick making.
- poor waste disposal
- over grazing
- leaving un covered holes
- pollution

Activity

Children will move out to see areas where the environment is destroyed

2. **Ways of caring for environment [conservation of the environment]**

- Planting more trees
- Not burning bushes
- Not building in swamps
- Not digging in swamps
- Not hunting wild animals in reserved areas
- Not burning polythene bags
- *Planting trees with other crops together*
- Use good methods of fishing
- Mulching
- Watering plants
- Water harvest
- Proper waste disposal
- Agro forestry

Project

Children to do any activity that conserves the environment like planting a tree.

Ref: Mk Sci bk 2 pg 37

Lesson 13

PEACE AND SECURITY

Peace / calm/ silence / quiet is

Security / safety/ refuge / protection/ is

Peace and security at home

1. Ways /factors that promote peace and security in our home.
 - good health
 - good behavior
 - respect /obedience
 - working with others
 - love and care
 - having enough food
 - sharing with others
 - protection

2. **Causes of insecurity in our homes**

Insecurity means anxiety or timidity or uncertainty or lack of confidence

- ❖ poverty
- ❖ diseases
- ❖ violence / fights / wars
- ❖ lack of respect
- ❖ lack of food
- ❖ laziness and not being helpful
- ❖ defilement
- ❖ isolation / child neglect
- ❖ lack of education
- ❖ bad or unfriendly environment

- ❖ shouting at each other

Ref: Monitor S.St book 1 pg 15.

Comprehensive S.ST bk 1 pg 24 – 25.

Lesson 14

1. Ways / factors that promote peace and security at school

- Observing class and school rules.
- working together, playing fair games,
- Respecting others, caring for others, e.t.c.
- being hardworking and helpful
- having enough facilities in school
- observing children's rights and responsibilities
- interacting positively
- listening to each other

2. Causes of insecurity in our school

- stealing people's property
- beating / fighting others
- not following class and school rules
- lack of respect for others
- other bad behaviours like teasing

Ref: Monitor S.ST Bk 1 pg 15.

Lesson15

People who keep peace and security in our community

1. Name the people who keep peace and security in our community.
 - ❖ parents
 - ❖ teachers
 - ❖ children or pupils or students
 - ❖ elders (men and women)

- ❖ youths (big brothers and sisters)
- ❖ religious leaders
- ❖ L.C's (Local councils)
- ❖ L.D.U's (Local Defence Units)
- ❖ police
- ❖ army

Draw, name and colour three people who keep peace and security in our community.

		
Police woman	Police man	

2. **Importance of peace and security**

- good relationship [harmony]
- development (as people work together)
- good health
- love and care
- safety

Ref: Mk S.ST bk 3 pg 76.

