

# Education Research Unit at Dream Africa Schools Team Members

- **Ritesh Kumar Mishra**, Country Manager, Dream Africa Schools, Uganda
- **Caroline Mpyisi Rusita**, Education Manager, Dream Africa Schools
- **Guloba Ronald Nathan**, Digital Learning Manager, Dream Africa Schools
- **Nyakahuma Innocent**, Curriculum Expert, Dream Africa Schools
- **Mukiibi Ivan**, Curriculum Expert, Dream Africa Schools
- **Musa Wadango**, Curriculum Expert, Dream Africa Schools
- **Namugerwa Gertrude**, Curriculum Expert, Dream Africa Schools
- **Nabirye Meble**, Curriculum Expert, Dream Africa Schools

# **PRIMARY ONE PRACTICE BOOK TERM 2**






# PRIMARY ONE MATHEMATICS

**WEEK ONE**
**MATHEMATICS**
**1. Fill in the missing numbers**

Write each missing number.

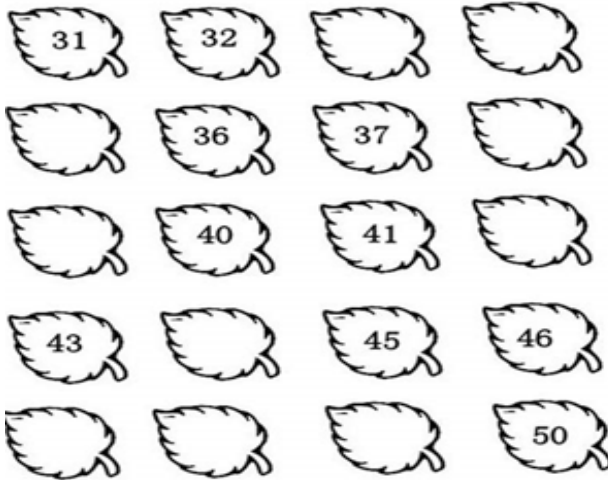
1		3					8
9				13			16
17		19					24
25				29			32
33		35					40
41				45			48
				49			50

Write each missing number.

	1								10
	11								20
	21								30
	31								40
	41								50

## Count the leaves

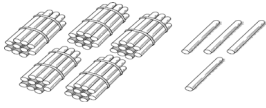
Fill the missing numbers



2. Circle all the number "8" in the grid below.


3	8	1	6	5	7	2	6	4	5	6	4	5
8	3	7	5	4	2	6	2	3	8	7	3	5
7	3	4	5	2	8	1	6	3	6	2	7	6
5	8	6	7	5	3	3	8	4	5	2	4	5
3	3	4	5	6	7	6	4	5	6	6	8	5
3	6	4	6	8	3	7	5	2	8	1	3	7
8	7	3	5	3	3	6	4	5	6	4	3	5
4	5	6	2	8	6	5	4	2	2	3	1	6
5	7	4	5	7	8	1	6	7	5	8	4	7
7	6	3	4	2	5	8	3	4	3	3	2	5
2	5	7	2	6	7	3	1	6	5	4	7	2
4	5	2	8	1	6	3	2	8	4	2	6	6

3. Count and write the numbers.



\_\_\_\_\_

- b) Count and write the number of dots.



\_\_\_\_\_

4. Say these numbers in order starting with the biggest.
- a) 13, 17, 21, 25, 29, 33, 37, 43, 47, 51
- b) 49, 23, 4, 41, 30, 27, 39, 16, 19, 7
5. Read these numbers starting with the smallest
- a) 33, 47, 21, 23, 45, 50, 36, 27, 42
- b) 49, 30, 38, 43, 21, 15, 43, 18, 10
6. Read these numbers starting from biggest to smallest.
- a) Thirty, Nineteen, Fifty, Thirty four, Forty two, Twenty seven.
- b) Eleven, Forty four, Sixteen, Twenty five, Three, Seventeen
- c) Fifty, Thirty nine, Forty one, Forty, Twenty six, Thirty nine

Read and count in 6s (Six's)

- a) 18, 24, 30, 36, 36, 42, 48
7. Write the missing numbers in these counts and determine the counts.
8. \_\_\_\_\_, 34, 36, \_\_\_\_\_, \_\_\_\_\_, \_\_\_\_\_, 44, 46, \_\_\_\_\_, \_\_\_\_\_: Counting by
- a) \_\_\_\_\_, 10, \_\_\_\_\_, 20, 25, \_\_\_\_\_, \_\_\_\_\_, \_\_\_\_\_, 45, 50 : Counting by
- b) 9, 12, \_\_\_\_\_, \_\_\_\_\_, 21, 24, \_\_\_\_\_, \_\_\_\_\_, \_\_\_\_\_, 36, 39: Counting by
- c) \_\_\_\_\_, 6, \_\_\_\_\_, 18, 24, \_\_\_\_\_, 36, \_\_\_\_\_, 48, \_\_\_\_\_: Counting by

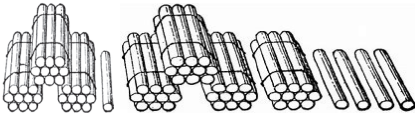
d) 16, 20, \_\_\_\_\_, \_\_\_\_\_, 32, 36, \_\_\_\_\_, \_\_\_\_\_, 48, 52: Counting by

d) Count and write number names



birds

.....



Counters

.....

## WEEK TWO

## MATHEMATICS

1. Add the numbers horizontally

a)  $5 + 9 = \dots\dots\dots$

b)  $10 + 5 = \dots\dots\dots$

c)  $1 + 16 = \dots\dots\dots$

d)  $17 + 12 = \dots\dots\dots$

e)  $33 + 32 = \dots\dots\dots$

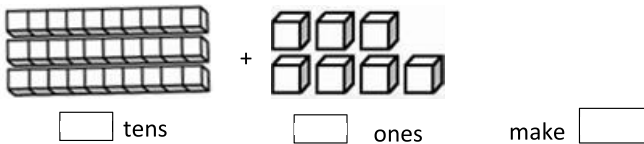
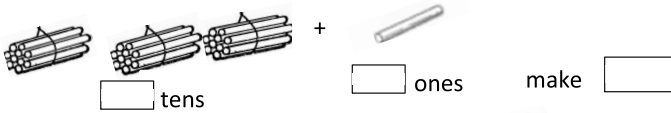
f)  $26 + 13 = \dots\dots\dots$

g)  $15 + 14 = \dots\dots\dots$

2. Add the numbers vertically.

<table style="margin: auto;"> <tr><td style="padding: 0 10px;">T</td><td style="padding: 0 10px;">O</td></tr> <tr><td style="padding: 0 10px;">1</td><td style="padding: 0 10px;">0</td></tr> <tr><td colspan="2" style="text-align: center;">+ 3 2</td></tr> <tr><td colspan="2" style="border-top: 1px solid black;"></td></tr> <tr><td colspan="2" style="border-top: 1px solid black;"></td></tr> </table>	T	O	1	0	+ 3 2						<table style="margin: auto;"> <tr><td style="padding: 0 10px;">T</td><td style="padding: 0 10px;">O</td></tr> <tr><td style="padding: 0 10px;">5</td><td style="padding: 0 10px;">7</td></tr> <tr><td colspan="2" style="text-align: center;">+ 2 0</td></tr> <tr><td colspan="2" style="border-top: 1px solid black;"></td></tr> <tr><td colspan="2" style="border-top: 1px solid black;"></td></tr> </table>	T	O	5	7	+ 2 0						<table style="margin: auto;"> <tr><td style="padding: 0 10px;">T</td><td style="padding: 0 10px;">O</td></tr> <tr><td style="padding: 0 10px;">1</td><td style="padding: 0 10px;">9</td></tr> <tr><td colspan="2" style="text-align: center;">+ 8 0</td></tr> <tr><td colspan="2" style="border-top: 1px solid black;"></td></tr> <tr><td colspan="2" style="border-top: 1px solid black;"></td></tr> </table>	T	O	1	9	+ 8 0					
T	O																															
1	0																															
+ 3 2																																
T	O																															
5	7																															
+ 2 0																																
T	O																															
1	9																															
+ 8 0																																

3. Add 3 boxes of ten balls and 9 more balls.
4. Teddy has 24 oranges and Mary has 13. How many oranges do they have altogether?
5. Renu has 43 books and Richard has 26 books. How many books do they have altogether?
6. Viola had 12 rabbits and Rita had 16 rabbits. How many rabbits did they have altogether?
7. Fill in the missing tens and ones.



8. Write 72 in place values of tens and ones.

9. What is the number when you partition;

4 tens + 5 ones =

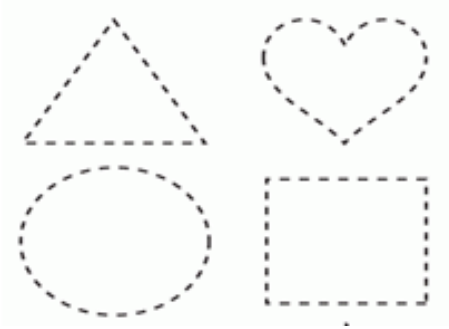


$1 \text{ tens} + 7 \text{ ones} =$

$8 \text{ tens} + 9 \text{ ones} =$

**WEEK THREE**
**MATHEMATICS**

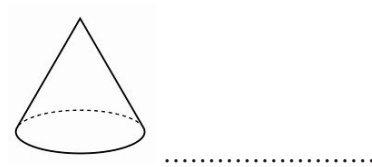
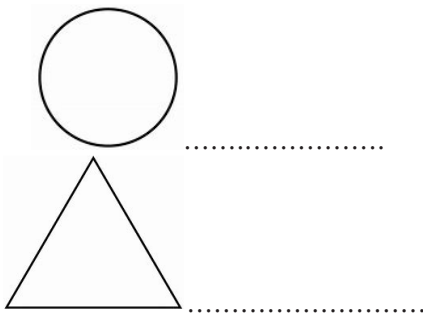
1. Join the dots to form clear shapes.



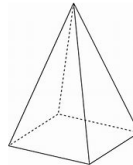
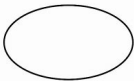
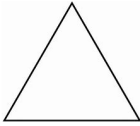
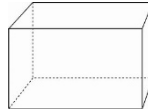

2. Draw these shapes.

- a) Sun  
b) Star

3. Name these shapes.



4. Match these objects with similar shapes.



5. I have four equal sides. What shape am I?
6. I am made of three sides. What shape am I?
7. I go round, no corners and no sides. What am I?
8. I go round, no corners and no sides. Draw me?

**WEEK FOUR**
**MATHEMATICS**

1. Subtract these numbers horizontally.
  - a)  $9 - 7 = \underline{\quad}$
  - b)  $8 - 3 = \underline{\quad}$
  - c)  $6 - 4 = \underline{\quad}$
  - d)  $13 \text{ m} - 7 \text{ m} = \underline{\quad} \text{ m}$

2. Subtract the following

3. a) 
$$\begin{array}{r} 64 \\ -43 \\ \hline \end{array}$$

b) 
$$\begin{array}{r} 19 \\ -16 \\ \hline \end{array}$$

c) 
$$\begin{array}{r} 56 \\ -45 \\ \hline \end{array}$$

d) 
$$\begin{array}{r} 44 \\ -20 \\ \hline \end{array}$$

4. subtract the following

- $9 - \square = 3$
- $7 - \square = 1$
- $\square - 4 = 7$
- $\square - 4 = 4$

5. Musa had 24 oranges. He took away 14 oranges. How many oranges did he remain with.
6. Jackie had 13 pencils. She took away pencils. How many pencils did he remain with?
7. Remy had 24 sweets. She ate 12 of them. How many sweets remained?
8. Subtract 12 from 24
9. Richard had 35 eggs. 15 eggs were bad. How many eggs were good?

**WEEK FIVE****MATHEMATICS**

Multiply these numbers horizontally.

1.  $3 \times 2 =$

2.  $4 \times 5 =$

3.  $10 \times 2 =$

4.  $4 \times 3 =$

5. Multiply these numbers vertically.

a) 
$$\begin{array}{r} 3 \\ \times 2 \\ \hline \end{array}$$

b) 
$$\begin{array}{r} 8 \\ \times 2 \\ \hline \end{array}$$

c) 
$$\begin{array}{r} 14 \\ \times 2 \\ \hline \end{array}$$

d) 
$$\begin{array}{r} 12 \\ \times 3 \\ \hline \end{array}$$

- Innocent has 2 eyes. How many eyes have 7 boys?
- How many legs do 9 rabbits have?
- Jackie picks 7 mangoes every day. How many mangoes does he pick in 4 days?
- Put 4 eggs on each plate. How many eggs are on 5 plates?
- Musa eats 3 meals in a day. How many meals will he eat in 8 days?

10.

### Multiplication

$3 \times 12 =$ <input type="text"/>	$4 \times 8 =$ <input type="text"/>	$5 \times 7 =$ <input type="text"/>
$3 \times 10 =$ <input type="text"/>	$4 \times 6 =$ <input type="text"/>	$5 \times 6 =$ <input type="text"/>
$3 \times 11 =$ <input type="text"/>	$4 \times 9 =$ <input type="text"/>	$5 \times 9 =$ <input type="text"/>
$3 \times 5 =$ <input type="text"/>	$4 \times 4 =$ <input type="text"/>	$5 \times 4 =$ <input type="text"/>
$3 \times 8 =$ <input type="text"/>	$4 \times 12 =$ <input type="text"/>	$5 \times 12 =$ <input type="text"/>
$3 \times 6 =$ <input type="text"/>	$4 \times 10 =$ <input type="text"/>	$5 \times 10 =$ <input type="text"/>
$3 \times 9 =$ <input type="text"/>	$4 \times 11 =$ <input type="text"/>	$5 \times 0 =$ <input type="text"/>
$3 \times 4 =$ <input type="text"/>	$4 \times 5 =$ <input type="text"/>	$5 \times 5 =$ <input type="text"/>
$3 \times 7 =$ <input type="text"/>	$4 \times 2 =$ <input type="text"/>	$5 \times 3 =$ <input type="text"/>

## WEEK SIX

## MATHEMATICS

1. Divide the following numbers by 2

a)  $2 \div 2 =$

b)  $10 \div 2 =$

c)  $14 \div 7 =$

d)  $24 \div 6 = \underline{\quad}$

2. Divide the following numbers by 3

a)  $12 \div 2 =$

b)  $30 \div 3 =$

c)  $21 \div 7 =$

d)  $18 \div 3 = \underline{\quad}$

3. Divide the following numbers by 4

a)  $12 \div 4 =$

b)  $36 \div 4 =$

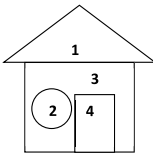
c)  $32 \div 4 =$

d)  $16 \div 4 = \underline{\quad}$

4. Share 16 apples between 2 girls. How many does each get?
5. Share 20 sweets equally between 2 boys.
6. Daddy had 8 pens. He shared them between 2 children. How many pens did each child get?
7. Divide 6 cows among 3 boys.
8. Divide 28 books among 4 girls. How many will each get?

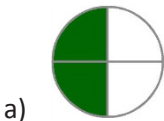
**WEEK SEVEN**
**MATHEMATICS**

Name the shapes of the parts shown



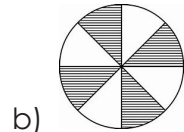
- 1 - \_\_\_\_\_
- 2 - \_\_\_\_\_
- 3 - \_\_\_\_\_
- 4 - \_\_\_\_\_

1. Name the shaded fraction.


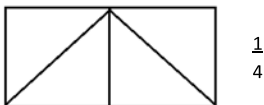


\_\_\_\_\_

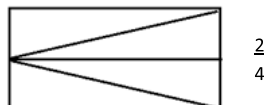
\_\_\_\_\_



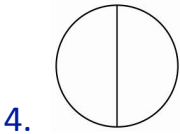
2. Shade the following fractions.



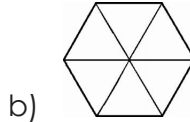
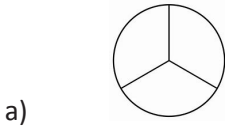
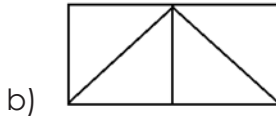
c)



3. Colour  $\frac{1}{2}$  of each.



Colour  $\frac{1}{3}$  of each.



5. Draw and Shade.

a) A third

b)

a half

c) a quarter

## WEEK EIGHT

## MATHEMATICS

1. Which of these hold more?



A



B

Who of these is.  
Jack



Doreen



a) Taller? \_\_\_\_\_


b) Shorter? \_\_\_\_\_

c) -----

Write heavier or lighter




Cat




COW

The cat is \_\_\_\_\_ than the cow.

The cow is \_\_\_\_\_ than the cat.



Pawpaw



apple

The pawpaw is \_\_\_\_\_ than the apple

The apple is \_\_\_\_\_ than the pawpaw.

2. How many hand spans are on your arm?
3. Measure the height of your friend using your hand span.
4. Measure the length of your table using your feet. How many feet can you count?

Measure the weight using a seesaw.



Mary

Jesca

a) Who is heavier? \_\_\_\_\_

b) Who is lighter? \_\_\_\_\_



**WEEK NINE**
**MATHEMATICS**

1. Write **line** or **curve**



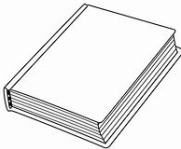









2. Write corner or face.






3. a) Label its horizontal sides with **H** and Vertical sides with **V**.

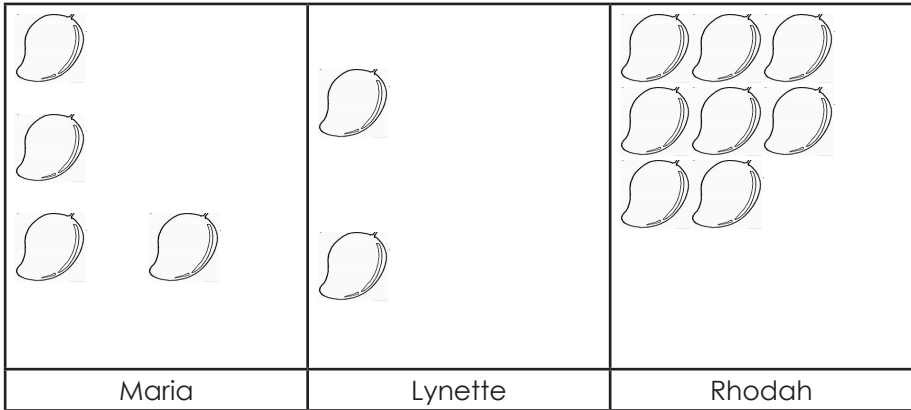


b) How many pairs of parallel sides does it have?

4. Draw one shape which has parallel lines and indicate the lines with letter **A** and **B**.

**WEEK TEN**
**MATHEMATICS**

1. Use the graph shows mangoes. Use it to answer the questions that follow.


**Questions**

- How many mangoes does Rhodah have?
  - Who has three mangoes?
  - How many mangoes do they have altogether?
  - Who has most mangoes?
  - Who has the least number of mangoes?
  - Use the calendar to answer the questions
2. Use the calendar to answer the questions.

**January 2018**

<b>Mon</b>	<b>Tue</b>	<b>Wed</b>	<b>Thur</b>	<b>Fri</b>	<b>Sat</b>	<b>Sun</b>
1	2	3	4	5	6	7
8	9	10	11	12	13	14
15	16	17	18	19	20	21
22	23	24	25	26	27	28
29	30	31				

- Which month of the year is shown on the calendar?
- On what day did the month begin?
- On which day did the months end?
- What was the day on 18<sup>th</sup> January, 2018?
- How many days are there in the month?

# PRIMARY ONE SOCIAL STUDIES

**WEEK ONE****SOCIAL STUDIES**

1 Define the term weather

2 ..... are things which make weather to change

3 Identify two elements of weather in your community.

4 what does the word atmosphere mean?

5 Things which brings changes in weather are.....

6 Name these elements of weather



.....  
.....

7 Mention two examples of bad weather changes

8 Sunny weather is when there is .....

**WEEK TWO****SOCIAL STUDIES**

1 how many types of weather do we have?

2 State any two types of weather you know

3 Draw these types of weather

i). rainy weather

ii) sunny weather

4 Give the importance of each of the following types of weather

i). sunny weather

ii). Rainy weather

ii) windy weather

5 why is it important to plant trees near our homes?

6 why do we have different types of weather?

7 which type of weather do we use to dry up our seeds?

8 Tell the type of weather used to remove husks and dust from seeds?

## WEEK THREE

## SOCIAL STUDIES

1 Draw and shade a picture of gumboots

2 Why do we put on sweaters on a rainy day?

3 Outline two things we use in rainy season

4 Give two uses of water to people in your community

5 Identify two places where rain water goes.

6 Fill in the starting letter to complete each word

----mbrella     ----umboots     ----weater     -----acket

7 state two uses of rain water

**WEEK FOUR****SOCIAL STUDIES**

- 1 What do you understand by the term wind?
- 2 Define the term winnowing
- 3 List down two things which can move by wind
- 4 Name one activity done in windy season
- 5 Write any two dangers of windy weather
- 6 Give any three uses of wind.
- 7 Identify two examples of wind breakers
- 8 List down any three uses of wind breakers

**WEEK FIVE****SOCIAL STUDIES**

- 1 Define the term season
- 2 give one example of which can come as a result of too much sunshine.
- 3 outline any two dangers of droughts to people in our community
- 4 how many seasons do we have in Uganda?
- 5 Clearing bush is done in the..... season.
- 6 Give two dangers of floods
- 7 why do people put on sun grasses on a sunny day
- 8 Too much ..... causes drought

**WEEK SIX****SOCIAL STUDIES**

- 1 ..... Is a group of people living together and related by blood, marriage or adoption.
- 2 Draw and shade a picture of your family members.
- 3 Mention three members of an extended family.
- 4 why is it good to stay with family members?
- 5 Of what importance i a father in a home?
- 6 Give two types of families
- 7 A family made up of a mother, mother and their children is called.....
- 8 ..... is a member in a nuclear family ( brothers, uncle)

**WEEK SEVEN****SOCIAL STUDIES**

- 1 Mention any three roles you have to do as a child at home?
- 2 Give two types of animals children look after at home
- 3 How do you call the daughter of your sister?
- 4 Name five members found in an extended family
- 5 How do we call a brother of your mother or father
- 6 Identify two activities people can do together in an extended family.
- 7 Draw one thing which can be moved by wind.
8. Give two examples of seeds which needs sun shine to dry up.



**WEEK EIGHT****SOCIAL STUDIES**

1 When do people have to work together in our communities?

2 We must love and care and care for each other because:

We are.....

We are.....

3 Mention any two activities done in the community.

4 Give any two ways of caring for one another

5 Name these activities we do together

6 How can we work together to help the sick people in hospitals

7 Mention any two types of people need our help in the community

8 What is the work of a carpenter in our community

**WEEK NINE****SOCIAL STUDIES**

1) Give three activities done at home.

2 write down four things found in a home.

3 Draw a picture of a man milking a cow.

4 List down three basic needs of people in your community.

5 Draw two types of food you eat at home.

6 what do you understand by the term basic needs

7 Draw a picture of a hut

8 what is the importance of clothes to people

**WEEK TEN****SOCIAL STUDIES**

- 1 Give one use of brackets
- 2 Name and draw three things we use as play dolls
- 3 What is social studies
- 4 Match the food to their sources

Meat , milk

garden

Eggs, chicken

lakes

Fish

market

Rice, flour, biscuits

animals

Cassava, matooke, beans

birds

- 5 Draw a picture of cassava
- 6 Write roles of a mother at home
- 7 Define the term weeding
- 8 write **YES** or **NO**

Writing a letter to a friend is one way of communicating to one another.....

Presidents head schools.....

Traffic lights have three colours.....

People go to the market for treatment.....

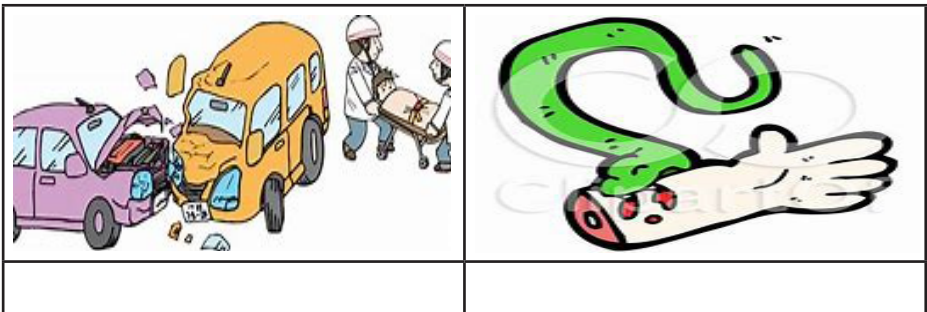
We put on clothes to get energy.....

We put on gumboots on a rainy weather.....

# PRIMARY ONE SCIENCE

**WEEK ONE**
**SCIENCE**

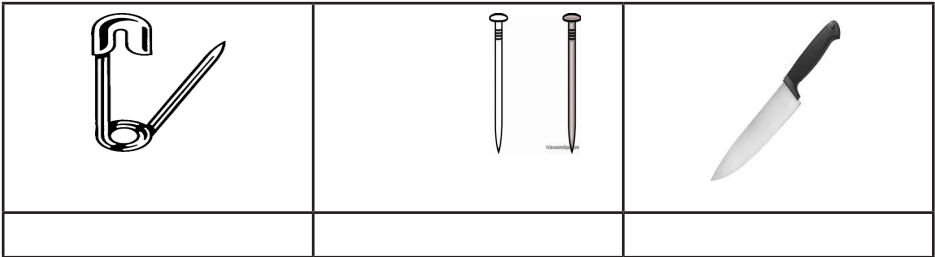
1. What is an accident?
2. Write two accidents one can get while at home.
- 3 Give two examples of animals which can bite people
- 4 What is a home?
- 5 Draw an ambulance in the space below
- 6 Write three common accidents at school
- 7 How do we call an un-expected danger?
- 8 Name these examples of accidents



- 9 How can we protect ourselves from snake bites?

**WEEK TWO**
**SCIENCE**

1. Mention four examples of dangerous objects
2. Draw a broken bottle in the space below
3. Give two causes of accidents on the way
4. How do we call a place where pedestrians cross busy roads?
5. Name these sharp objects



6. How do we call people walking on the road?
7. What is the importance of a zebra crossing on busy roads?
8. What can happen if one plays with a strange dog on the way?

**WEEK THREE**
**SCIENCE**

1. Mention three ways of preventing accidents at home
2. (a) Tick true or false

A razor blade is a sharp object which can harm if used wrongly.  
 True      False

A razor blade is a very good play material. True      False

(b) Why should we avoid playing with sharp objects?

3. (a) What is safety?

- (b) Outline two safety ways of crossing the road
4. Give two safety ways of using the road
- 5 (a) Draw and shade a traffic light
- (b) Give the importance of each color on the traffic light
6. Why is one always advised to keep left while walking on the road?
7. Give three effects of accidents to a person
8. Draw children playing any good game you know.

**WEEK FOUR****SCIENCE**

- 1 (a) Define the term first aid
- (b) How do we call a person who gives first aid?
2. Draw a first aid box/kit
3. Give the importance of each of the following
- (i) thermometer:.....
- (ii) Plaster: .....
- (iii) Safety pin:.....
- (iv) Razor blade:.....
- (v) cotton wool:.....
4. Identify any two places where we can find a first aid kit/box
5. Mention two colors in which we find a first aid box/kit
6. Draw a pair of scissors as an item found in the first aid kit/box
7. Give two importance of giving first aid to an injured person
8. Identify any three materials one needs to make an artificial first aid box/kit

**WEEK FIVE**
**SCIENCE**

1. Where can use a first aid box/kit?
2. Give two importance of road signs
3. Identify four examples of road signs you know
4. What could be the importance of a zebra crossing to traffic drivers?
5. Give the meaning of each color on the traffic light

Green	
Yellow/Orange	
Red	

6. Outline any three safety ways of using things which use electricity
7. What is the importance of keeping medicine out of reach of children?
8. Identify the importance of an ambulance in our community.
9. Suggest two safety ways of cooking food
10. Who is a first aider?

**WEEK SIX**
**SCIENCE**

1 Define the following terms

(a) Food

(b) Nutrition

2 Draw the following foods

Beans	Sweet potatoes	Pumpkins
Ground nuts	Pineapples	Mangoes

3 Identify any two sources of food

4 a) What is a food taboo?

b) Mention any two types of food taboos

5 What is a totem?

6 Draw and name any three types of food got from gardens


7 Give two uses of food

8 Which religions do not eat pork?

9 Mention any two examples of food you eat at home

10 Outline any three things we wear on a sunny weather

## WEEK SEVEN

## SCIENCE

1 Name the three main classes of food

2 a) Give two examples of food in each class below

i) Carbohydrates;

.....

ii) Vitamins; .....



3 Why do we eat food?

4 Draw any two examples of body building food


5 Give four examples of fruits

6 List down five examples of food you eat at home

7 Give the sources of this food

a) Beef and milk; .....

b) Fish; .....

c) Rice; .....

8 Draw these sources of food

Cows	shop	Lake

9 Give two examples of carbohydrates

10 Mention one importance of eating vitamins

## WEEK EIGHT

## SCIENCE

1 a) What other name is given to protective food?

b) Give two food groups that make up vitamins

2 Mention three examples on each of the following

i) Vegetables

ii) Fruits

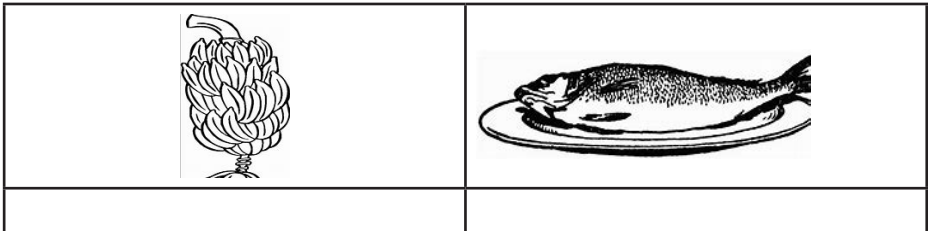
- 3 List down two examples of juicy fruits
- 4 Why do we wash fruits before eating them?
- 5 Suggest any two plants where we can get fruits for eating
- 6 How do we call the removal of ready plants from the garden?
- 7 Outline any two elements of weather
- 8 Name any two seeds which can be sun dried and eaten after some time
- 9 Identify one place where food can be stored
- 10 Why should one eat well cooked food?

**WEEK NINE****SCIENCE**

- 1 Give three ways of keeping food safe
- 2 a) Identify any three insects that bring germs to food  
b) Name the three main body parts of an insect
- 3 List down two common foods eaten at home
- 4 Where do we buy food from?
- 5 Write down any two sources of food
- 6 Give four ways of preventing accidents on the way
- 7 Write three causes of accidents at home
- 8 Write down three types of weather
- 9 Give two uses of rain to a farmer
- 10 How do we call the day today changes of the atmosphere?

**WEEK TEN**
**SCIENCE**

- 1 What are germs?
- 2 Identify any one type of food we get from lakes and rivers
- 3 Identify the common name for vegetables and fruits
- 4a) What is a balanced diet?
- b) Identify any two classes of food
- 5 Mention at least two importance of eating a balanced diet
- 6a) Outline any two items found in the first aid box
- b) Give one importance of giving first aid
- 7 Identify any three examples of fruits
- 8 Name the following examples of food



- 9 Outline any three animals which live in water that can be eaten by people
- 10 Name one example of food that can be roasted

# PRIMARY ONE ENGLISH

**WEEK ONE**
**ENGLISH**

1. What is your name?
2. What is the name of your school?
3. In which class are you?
4. How old are you?
5. What is the name of your class teacher?
6. Write three types of letters giving their examples.
7. Write down all vowel letters.
8. Write down all the consonants.

**WEEK TWO**
**ENGLISH**

1. Match people found in a school to their roles.

Person	Work
Teacher	Heads a school
Bursar	Teaches children
Head teacher	Collects school fees
Cleaner	Takes care of young children
Cook	Cleans all school corners
Nanny	Cooks food for people at school.

2. Fill the missing letters in the gaps.

A	B			E	F		H
	J	K	L			O	
Q		S		U	V		X
	Z						

3. Write words with letters 'a' , 'e' and 'i'.

Gap						
Bed						
Kit						

4. Read the sentences below and copy them in your book.

- a) A cat has a rat.
- b) A rat has a yam.
- c) Dad has a hat.
- d) Ann has a fan.
- e) Ali has a mat.

5. Read the words below and draw correct pictures.

Cat	Rat	Van	Fan

Use 'a' or 'an' to complete the sentences below

- a) The head teacher gave me a letter wrapped in ..... envelope.
- b) She is ..... very intelligent pupil.
- c) There is .....interesting book in the school library.
- d) Our class teacher is .....beautiful lady.
- e) .....ugly boy cannot be my classmate.
- f) .....Head teacher is a very important person in every school.

6. Use 'some' or 'any' to complete these sentences:

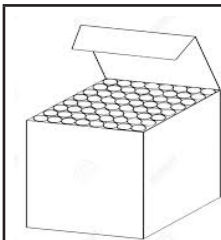
- a) There isn't .....pupil in the classroom.
- b) There are .....teachers in the staffroom.
- c) We don't have .....girls in our discussion group.
- d) She doesn't have .....friend in their class.
- e) There are .....girls who scored highly in the previous test.

7. Give opposites for the words below.

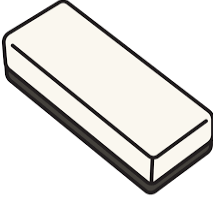



Word	Opposite	word	Opposite
Girl	.....	Father	.....
Boy	.....	Mother	.....
Man	.....	Sister	.....
Woman	.....	Brother	.....
Cry	.....	sad	.....

**WEEK THREE**
**ENGLISH**

1. Fill in, under, on, in, near, behind, infront, over.



The chalk box is ..... the table.

	The duster is ..... the chair.
	The chalkboard ruler is ..... the wall.
	The flower vase is ..... the classroom.
	The books are .....the shelf.

2. Re-write these words with correct spellings.

Wrong spelling	Correct spelling	Wrong spelling	Correct spelling
Sekd	.....	Usterd	.....
Chalk-drbaod	.....	Hiarc	.....
Belta	.....	cnhube	.....

3. Use 'has/ have' in the sentences below correctly.

a) The head teacher..... ordered for




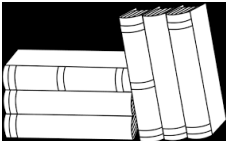
more glasses.


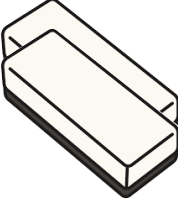

- b) We .....three dusters in the classroom.
- c) They .....cleaned all the chairs.
- d) I .....gone for assembly.
- e) He .....more pencils in the bag.

4. Choose the correct word from brackets to complete sentences.





- a) We use a .....to draw straight lines. (pen, ruler)
- b) We use a .....to clean the chalkboard. (duster, sponge)
- c) I use a .....to write in a book. (pen, quill)
- d) She uses a.....to keep books.(shelf, wardrobe)
- e) They ..... to write on the chalk board. (paint, chalk)

5. Use This or These in the sentences below.

	<p>.....is a bag.</p>
	<p>.....are books.</p>

	<p>.....are pencils.</p>
	<p>.....are dusters.</p>
	<p>..... is a pen.</p>

6. Use Yes, it is or No, it is not.

	<p>Is it sunny?</p> <p>.....</p> <p>.....</p> <p>.....</p>
	<p>Is it cloudy?</p> <p>.....</p> <p>.....</p> <p>.....</p>
	<p>Is it rainy?</p> <p>.....</p> <p>.....</p> <p>.....</p>
	<p>Is it sunny?</p> <p>.....</p> <p>.....</p> <p>.....</p>

7. Write correct colours of the things below.


- a) What colour is the sun?
  - b) What colour is the sky?
  - c) What colour is rain water?
8. Complete the sentences by adding '-ing' to the words in bracket.
- a) It..... heavily. (rain)
  - b) The wind is ..... strongly. (blow)
  - c) It is .....brightly. (shine)
  - d) The baby is .....cold. (feel)
  - e) The girls are .....beans. (winnow)
  - f) The man is .....in a shade. (rest)




**WEEK FOUR**
**ENGLISH**

1. Fill the correct missing letters in the words below

P---n	Kn----fe	Sh----rp	b.....rn	f.....ll
-------	----------	----------	----------	----------

2. Match these pictures to their correct words.

Picture	Word
	Broken glass

	Fire
	Syringe
	Pin

3. Complete the sentences by filling in 'he' or 'she'

- Juma stepped on fire. ....jumped up.
- Linda is a girl. .... is so careful.
- My mother nursed my wound. ....reduced the pain.
- This doctor I kind. ....is so professional.
- Father was injured. ....is in pain.

4. Write the words in the boxes in small letters.

Capital letters	Small letter
BROKEN GLASS	
NEEDLE	
SHARP	
BURN	
THORN	
NAIL	

Circle the examples of accidents that happen in a home.

Cut,

Plate, burn, fall, shout

Scald, cup, snake bite, malaria.

5. Read the words and draw pictures.

Knife	needle	Snake

6. Give plurals of the following words:

One	Many
Knife	
Razorblade	
Syringe	
Needle	
Snake	
Pin	

7. Use 'and' to join the sentences below as one.

- a) Lillian is hurt. Jacob is hurt.
- b) Elvis got a cut. Louis also got a cut.
- c) Joan was burnt. Jerry was burnt.

- d) Louis fell yesterday. Mariam fell yesterday.
- e) Thorns pierced boys. Thorns pierced girls.

**WEEK FIVE**
**ENGLISH**

1. Write these sentences using 'Whenever'.
  - a) If you see a snake, run away.
  - b) If you get any accident, report it.
  - c) If you get a burn, dress the wound.
  - d) If you get a fracture, go to a hospital.
  - e) If you drown in water, make sure you get first aid.
  
2. Fill the correct word in the sentences to complete them.
  - a) Don't play with fire, it will .....you. (injure, burn)
  - b) Don't play with a razorblade, it will ..... you. (heal, cut)
  - c) Don't play on a tree, you will ..... (dry, fall)
  - d) Don't play with a knife, it will..... you. (thank, cut)
  - e) Don't go near a snake, it will .....you. (smile, bite)
  
3. Join the words given in the box below to make meaningful sentences

She	Is	getting	Stones
He		breaking	Glass
We	are	hurting	a friend
They		drowning	In water
I		throwing	Fingers
			ill

- a) .....
- b) .....
- c) .....
- d) .....
- e) .....
- f) .....

4. Join the sentences using 'because'.

- a) He is crying. He has got a cut.
- b) They are shouting. They have seen a snake.
- c) They are careful. They have seen broken glasses.
- d) We are drowning. Water is deep.
- e) She has a fracture. She fell.

5. Fill in 'am', 'is' or 'are' in the sentences below.

- a) He .....burnt.
- b) They .....beaten.
- c) We are.....cut.
- d) I .....pierced.
- e) She .....ill.

6. Read the story below and answer questions following it.

### Safety

Safety is very important. We should make sure that we keep safe. We should keep away from dangerous things like deep waters, broken glass, snakes, fire, hot substances and sharp objects.

When we get accidents, we should report them to our guardians very soon.

Our guardians should give us first aid and then take us to hospitals.

Questions:

- a) List two dangerous things that we should keep away from?
  - b) Why should we report to our guardians when we get accidents?
  - c) What should our guardians do after giving us first aid?
  - d) Give one way of keeping safe while walking back home. To whom do we report when we get accidents?
7. Choose the correct word from brackets to fill the gaps.
- a) We avoid snakes because they are.....(poisonous, friendly)
  - b) We dress wounds to avoid.....entering them.(caterpillars, germs)
  - c) We get fractures when we.....from high levels.(jump, fall)
  - d) We get cut when we play with.....(knives, pens)
  - e) We get accidents when we play with .....objects.(dangerous, good)
8. With your friend, read act the dialogue below.

Father: Elvis,

Elvis: Yes, Dad.

Father: Avoid going behind the house.

Elvis: Why Dad.

Father: There is a deep pit.

Elvis: What is the matter with the deep pit, Dad?






Father: It is risky; you may slide and fall in it.


Elvis: I have now gotten you clearly, Dad. I shall not go there any longer.

Father: Thank you for being an obedient boy, my son. That is why I like you.





**WEEK SIX****ENGLISH**


1. Name these family members.

	This is .....
	This is .....
	This is .....

	This is .....
---	---------------

2. What are they doing?

	What is mother doing? ..... .....
	What is Father doing? ..... .....
	What is Eliana doing? ..... .....
	What is Ethan doing? ..... .....

	<p>What is the baby doing?</p> <p>.....</p> <p>.....</p>
---	--

3. Describe people talked about in sentences below.

- a) Your Father's father is your
- b) Your Father's Mother is your
- c) Your Mother's Father is your
- d) Your Mother's Mother is your
- e) Your Uncle's or auntie's child is your
- f) Your sister's or brother's daughter is your
- g) Your sister's or brother's son is your

4. Read the dialogue below.

Lisa and Mother

Lisa: Hello, Mom. I am back from school.

Mother: Welcome back Lisa, how has been school

Lisa: It was good. Teacher sent greetings to you.

Mother: Here is some juice for you dear.

Lisa: Thank you Mom. Is there anything I can eat as well?

Mother: Yes, I kept some cookies for you. Please enjoy.

Lisa: Thank you Mother, I love you so much.

5. Replace names in the sentences with suitable pronouns.

- a) Father buys us chicken every Sunday.

He buys us chicken every Sunday.

- b) My Cousin Sister greets visitors whenever they come.
- c) Antonia's Niece comes here always.
- d) Linda's Nephew is a handsome boy.
- e) The Children are happy.
- f) Gloria is a pretty Woman.

6. Fill in is or are correctly to complete sentences.

- a) Father .....a rich man.
- b) My brothers .....performing well at school.
- c) Our niece.....so pretty.
- d) Linda's Mother .....going back to the village.
- e) Their sister is .....generous.

7. Answer the questions using the words in the brackets.

- a) What does the maid do? (looks after children)
- b) What do the children do? (clean the room)
- c) What does Mother do? (cooks food)
- d) What does my brother like? (playing)
- e) What does Father do? (pays school fees)

8. Read the story below and answer questions following it.

### Our Family

Our family is made up of five people. They are , my mother, father, my two sisters and my auntie. It is an extended Family. My auntie is a sister to my Father. She loves us so much. She escorts us to school and helps us to carry our bags. In the evening, she drives our Father's car and picks us from school. She is kind like our mother.

Joseph.

### QUESTIONS:

- Who is narrating the above story?
- What is the title of the story?
- How many people in that Family?
- How many sisters does the story teller have?
- Who escorts the children to school according to the story?
- Is the Auntie a sister the writer's Mother?

## WEEK SEVEN

## ENGLISH

1. Make sentences by joining words in the table below.

You should always	share	with for from	Your friends
	play		Your family members
	work		Good people
	care		Your classmates
	learn		Nieces
	help		Sisters
			brothers

2. What do you do every day?
  - a) We.....with our friends every day. (share, fight)
  - b) We.....the needy every day. (beat, help)
  - c) We .....good lessons every day. (dodge, learn)
  - d) We .....for young children every day. (shout, care)
  - e) We .....with our classmates every day. (quarrel, play)
  
3. Fill 'a' or 'an' in the sentences correctly to complete them.
  - a) Mother is ..... pretty lady.
  - b) My brother is .....intelligent boy.
  - c) Martha's Father .....Old man.
  - d) We had .....interesting lesson.
  - e) Wilber is .....calm student.
  
4. Answer with 'yes, you may or No, I am sorry'.
  - a) May I share with you, please?
  - b) May I work with you, please?
  - c) May I dance with you please?
  - d) May I play with you, please?.
  - e) May I talk to you, please?
  - f) May I sing with you, please?
  - g) May I walk with you, please?
  
5. Use 'and' to join the sentences below.

- a) Antony is polite. Caira is polite.
- b) The boy was greeting. The girl was greeting.
- c) Viola is working with friends. Juliet is working with friends.
- d) Jamirah is lonely. Jamaada is lonely.
- e) George shares with friends. Edward share with friends.
6. Add 'ed' to the words given in words and fill them in the sentences given.
- a) He ..... us to learn yesterday. (help)
- b) They .....for his help. (ask)
- c) We .....to care for the baby. (want)
- d) She.....the orange equally among all her friends.  
(share)
- e) I .....well with all of them. (play)
7. Write opposites for the words below.

Word	Opposite	word	opposite
Old		man	
Happy		girl	
Live		bright	

8. Read the story and answer questions.

### Caring for others

At home, mother teaches us to take good care of young ones and all those in need. She tells us to always behave well in the community by sharing, working, playing and helping others.

She says that when you behave well, God rewards you. Therefore, I love all my friends, care for them and play good games with them.

Questions:

- a) What is the title of the story?
- b) What does mother teach the children at home?
- c) How can a child behave well in a community?
- d) According to the story, what happens when a person behave well?
- e) Is slapping friends a good habit?

## WEEK EIGHT

## ENGLISH

1. Spell the words below correctly.





Wrong spelling	Correct spelling
Llavige	
Aersh	
Lncae	
Help	

2. Read the sentences below and draw correct pictures.

Sentences	Pictures
This is the village LC1 Chair person.	
She is washing clothes for the baby.	
Christine is cooking food for the baby.	



## 3. What is /are ... doing?

	<p>What are they doing?</p> <p>.....</p>
	<p>What are they doing?</p> <p>.....</p>
	<p>What are they doing?</p> <p>.....</p>
	<p>What is he doing?</p> <p>.....</p>

## 4. Construct sentences using each of the words below.

Clean: .....

Help: .....

Share: .....

## 5. Write the following words adding 's' to make many.

One	Many	One	Many
Girl		Boy	
Tree		Car	

Pencil		Pen	
Spoon		School	
Star		Flower	
Table		Plate	

6. Fill the blanks with 'am', 'is' or 'are' to complete sentences.





- I ----- six years old.
- They ..... boys.
- We ..... Pupils.
- My name ..... John.
- They ..... pencils.

7. Fill This or These in the blanks.

- .....is a bag.
  - .....is a cake.
  - .....are oranges.
  - .....is an egg.
  - .....are books.
8. Where is the .....?

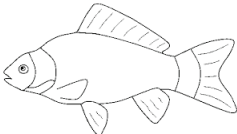




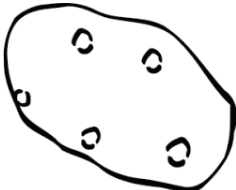
The flower is ..... the vase.

	The cat is .....the chair.
 <small><a href="http://www.englishlearning.com/blog/2011/01/01/10-ways-to-use-a-table/">http://www.englishlearning.com/blog/2011/01/01/10-ways-to-use-a-table/</a></small>	The book is ..... the table.
	The car is .....of the house.
	Jack is.....the car.






**WEEK NINE****ENGLISH**

1. Answer the questions with 'yes, they are or No, they are not.

	Are these beans .....
---	--------------------------

	<p>Are these ground nuts?</p> <p>.....</p>
	<p>Is this water?</p> <p>.....</p> <p>.....</p>
	<p>Are these irish potatoes?</p> <p>.....</p> <p>.....</p>

2. Where do we get ..... from?
  - a) Where do we get Matooke from? (plantation, shoprite)
  - b) Where do we get Milk from? (diary, fridge)
  - c) Where do we get Rice from?( shop, market)
  - d) Where do we get Irish potatoes from?(market, store)
  - e) Where do we get Meat from? (Butcher, Baker's)
  
3. Fill 'some' or 'any' in the gaps correctly to complete the sentences.
  - a) There ..... some sugar in the bowl.
  - b) There isn't .....water in the jerrycan.
  - c) She has .....money for buying food.
  - d) We does not have.....food in the store.
  - e) There are .....eggs in the egg tray.
  
4. What are these/ these? and Those are.....

	<p>What are these?</p> <p>Those are apples.</p>
	<p>What are these?</p> <p>.....</p> <p>.....</p>
	<p>What are these?</p> <p>.....</p> <p>.....</p>
	<p>What are these?</p> <p>.....</p> <p>.....</p>
	<p>What are these?</p> <p>.....</p> <p>.....</p>

5. What colour are.....?

Write correct colours of given foods choosing from options given in brackets.

- Apples are.....(red, blue)
- Oranges are.....(brown, green)
- Mangoes are .....(orange, pink)
- Carrots are .....(green, orange)
- Straw berry is .....(black, purple)

6. Arrange the following lists of words in ABC order.
  - a) Food, safe, clean, bowl.
  - b) Peas, beans, carrots, greens.
  - c) Potatoes, matooke, rice, bread.
  
7. Use but to join given sentences as one.
  - a) Carrots are orange. Onions are purple.
  - b) Mangoes are juicy. Peas are dry.
  - c) Potatoes are starchy. Ground nuts are oily.
  - d) Apples are sweet. Red pepper is hot.
  - e) Matooke are soft. Cassava is hard.
  
8. Read the story below and answer questions following it.

### Father, the Famous Farmer

My Father has good farming practices. He is a famous Farmer in the village. He cultivates all kinds of crops and rears animals in addition. The crops he grows are sold and the money is used to meet other family needs but he reserves what will be consumed by the family members. Our Family always feeds on a well-balanced diet because the animals reared also provide a lot to us. Most of the people in the village admire our Family for its complete independence in feeding.

Jordan

Questions:

- a) A part from cultivating crops, which other farming practice does Jordan's Father carry out?
  
- b) What do the Family members use the money they sell from farm products?

- c) Which kind of diet does Jordan's Family always feed on?
- d) Is Jordan's Family admired by people in the village?
- e) What is the tittle of the story?

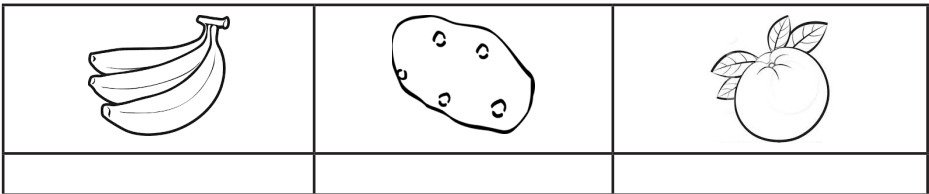
**WEEK TEN**
**ENGLISH**

Do you like.....?

Answer using 'Yes, I do or No, I don't'

- a) Do you like meat?
- b) Do you like pepper?
- c) Do you like greens?
- d) Do you like posho?
- e) Do you like ice-cream?
- f) Do you like fish?
- g) Do you like fruits?

1. Write names the foods drawn below.



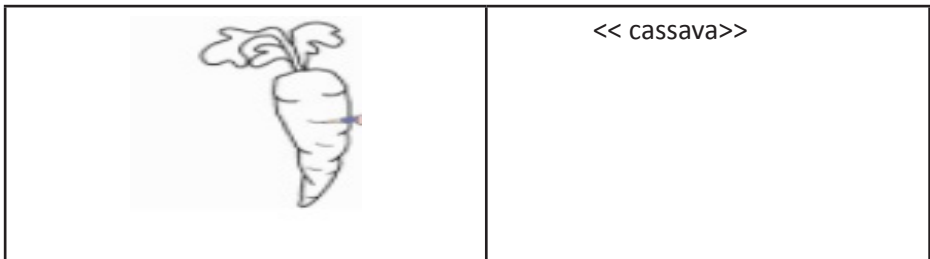
2. Use because to join the sentences below.

- a) I sun dry fish. I don't want it to go bad.
- b) We shall smoke meat. We want to preserve it for the next day.
- c) She puts water in a fridge. She wants it to get cold.
- d) We warm source in the evening. We do not want it to go bad.

- e) They salt fish. They want to preserve them for next week.
3. Match these foods to their suitable preservation ways.

Food	Preservation measure
Fish	Keeping it in a fridge
Cassava	Salting it.
Fruits	Sun drying it.

Colour these foods suitably.



4. Complete the sentences by filling in the correct word chosen from the brackets.
- We .....fish on Fridays.(throw, smoke)
  - They .....meat when it is bought at night.(salt, push)
  - I .....juice in a fridge whenever I blend it. (pour, put)
  - She ..... Cassava to keep it for long.(sun dries, digs)
  - I .....left over foods to stop them from going bad.  
(cover)
5. Write opposites for the following words.
- Bring .....
  - Come .....
  - Stand .....



- d) Clean .....
- e) Dry .....




6. Write five sentences on how you preserve your food on different day of the week.

- a) .....
- b) .....
- c) .....
- d) .....
- e) .....

# PRIMARY ONE CRE

**WEEK ONE**
**CRE**

1. God made Gifts for the World. Name the gifts in the pictures below.



2. Draw these things made by God.

A tree	A flower	An apple	A carrot

A bird	A fish	An insect	A cat

**WEEK TWO**
**CRE**

3. **Read Genesis 1:1 -13**

Complete the sentences on Creation.

- (i) On the first day God said

- .....
- (ii) On the second day God  
said.....
- (iii) On the third day God  
said.....
- (iv) On the fourth day God  
said.....
- (v) On the fifth day God  
said.....
- (vi) On the sixth day God  
said.....
- (vii) On the seventh day God said.....  
.....

**WEEK THREE****CRE**

4. God created water. List three activities that Mankind uses water for.
- (a).....(b).....  
(c).....
5. Name 3 types of water sources found in Uganda.
- (a).....(b).....  
(c).....
6. God created the World of Plants for Mankind. Plants have many purposes. Identify five different ways in which Mankind uses plants.
- (a).....(b).....  
(c).....  
(d).....(e).....

**WEEK FOUR****CRE**

7. How old was Jesus when He went to the Temple in Jerusalem with His parents?

.....

8. What kind of work did Jesus' father- Joseph do ?

.....

**WEEK FIVE****CRE**

9. Name one miracle that Jesus performed ?

.....

10. In what ways can you show respect to your parents ?

.....

**WEEK SIX****CRE**

11. What can we do to protect the World Environment?

.....

12. How old was Jesus when He began His Ministry ?

.....

**WEEK SEVEN****CRE**

13. What is Prayer ?

.....

.....

14. What ceremony is performed to welcome a person to the family



(iv).....

(v).....

(vi).....

(vii).....

(viii).....

(ix).....

18. How many people did Jesus feed with the five fish and five loaves of bread ?

.....

**WEEK TEN****CRE**

19. Draw four of symbols of Christianity.

The Cross	The Dove	The Fish	The Candle

20. Explain what the Dove symbolizes to Christians?

.....

.....

# PRIMARY ONE

# IRE



**WEEK ONE**

**IRE**

1. Read the letters of Arabic Alphabet.



2. Write the letters of Arabic Alphabet.

**WEEK TWO**

**IRE**

1. Recite Surah Al-Ikhlās.

**THE BENEFITS OF SURAH AL-IKHLAS (112) - THE PURITY**

بِسْمِ اللَّهِ الرَّحْمَنِ الرَّحِيمِ  
 قُلْ هُوَ اللَّهُ أَحَدٌ ۝ اللَّهُ الصَّمَدُ ۝ لَمْ يَلِدْ وَلَمْ يُولَدْ ۝  
 لَمْ يَلِدْ وَلَمْ يُولَدْ ۝ اللَّهُ عَلَى كُلِّ شَيْءٍ قَدِيرٌ ۝

In the name of Allah the Most Merciful,  
 the Most Beneficial  
 1) Say: He is Allah, the One and Only;  
 2) Allah, the Eternal, Absolute;  
 3) He begetteth not, nor is He begotten;  
 4) And there is none like unto Him.

Bismillaahir Rahmaanir Raheem  
 1) Qul huwal laahu ahad  
 2) Allah hus-samad  
 3) Lam yalid wa lam yoolad  
 4) Wa lam yakul-lahu kufuwan ahad

- 1) If you recite you will get the same reward as reciting one third of the Quran
- 2) Love of this Surah will be a pathway to Paradise
- 3) If you read it 10 times and Allah will build you a house in Paradise
- 4) Recite at sleeping time and you will be safeguarded and fearless of everything except death
- 5) whoever recites 200 times a day will be wiped out of sin of 50 years
- 6) Our beloved Prophet (peace be upon him) use to recite it 3 times when going sleep with Surah Al - Falaq and Surah An - Nas and blow in his blessed hand and rub over his body

If You Pass This On It's SADQA-E-JARIA

(Meaning: You will be rewarded for it Everytime someone acts upon it, even afte you have died, up until the day of Judgement)

2. Identify the meaning of the Surah Al-Ikhlās.
3. Mention any two incidents that led to the revelation of Surat Al-Ikhlās

**WEEK THREE****IRE**

1. Write sixteen name/attributes of Allah.
2. Tell the meaning of these attributes of Allah in English.
  - i) Allah .....
  - ii) Al-Rahman .....
  - iii) Al-Rahim .....
  - iv) Al-Aziz .....
  - v) Al-Razaq .....
  - vi) Al-Hakim.....
  - vii) Al-Fattah .....
3. Write thee attributes of Allah in Arabic.
  - i) The Most Merciful
  - ii) Most Gracious
  - iii) The Light
  - iv) The Provider of Peace
  - v) The most Gratefull
  - vi) The Protecting Friend, Patron, and Supporter
  - vii) The King

## WEEK FOUR

## IRE

1. Outline the six pillars of imaan in their order.
2. In one sentence, explain how was man created by God?
3. Identify three importance of belief in God.
4. state two importance of belief in Angels.

## WEEK FIVE

## IRE

1. Where do I come from?oioiuhgioil.
2. Outline one way how man created by God.
3. Who created the earth and heaven?
4. Identify two reasons why God created man.

## WEEK SIX

## IRE

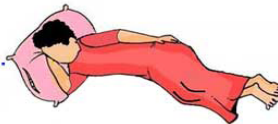
- a) Recite the dua before bed.

### DUA'AA FOR BEFORE GOING TO SLEEP

بِسْمِكَ اللَّهُمَّ أَمُوتُ وَأَحْيَا

*Bismika Allahumma amootu wa-ahyaa.*

**In Your name O Allah, I live and die.**



Al-Bukhari with Al-Fath 11/113 and Muslim 4/2083.

- b) Tell the meaning of the dua before bed.
- c) State one importance of the dua before sleep.

## WEEK SEVEN

## IRE

1. Recite the dua after bed.

### DUA'AA FOR WHEN YOU WAKE UP

الْحَمْدُ لِلَّهِ الَّذِي أَحْيَانَا بَعْدَ مَا أَمَاتَنَا وَإِلَيْهِ النُّشُورُ



*Alhamdu lillaahil-lathee ahyaanaa ba'da maa amaataana wa ilayhin-nushoor.*

All praise is for Allah, who gave us life after having taken it from us, and unto Him is the Resurrection.

Al-Bukhari with Al-Fath 11/113 and Muslim 4/2083.

2. Tell the meaning of the dua after sleep.
3. Write one importance of the dua after sleep.

## WEEK EIGHT

## IRE

1. Recite the dua for parents.



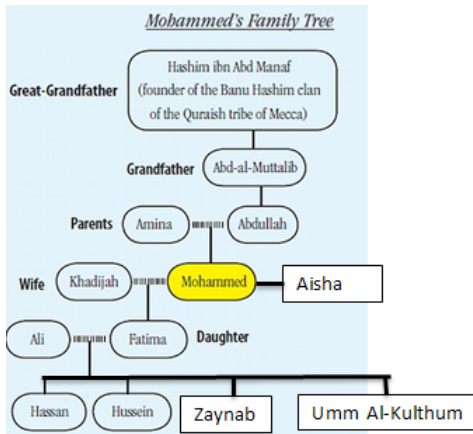
2. Tell the meaning of the dua for parents.
3. Mention one importance of the dua for parents.

**WEEK NINE**
**IRE**

1. Outline three types people who should be respected.
2. Identify any two ways how people in our society can be respected.
3. Write three importance of respecting people.
4. State two reasons why Muslims respect people?

**WEEK TEN**
**IRE**

1. Read the family tree of Prophet Muhammad (PBUH).



2. Name father of Prophet Muhammad (PBUH).
3. Outline the mother of Prophet Muhammad (PBUH).
4. List two children of Prophet Muhammad (PBUH).
5. Mention the grand father Prophet Muhammad (PBUH).