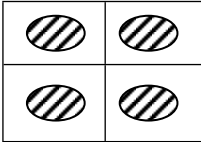
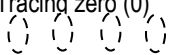
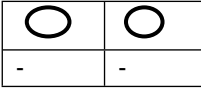


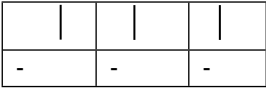
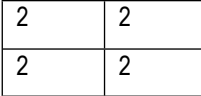


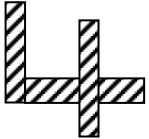



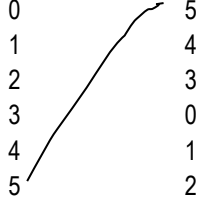

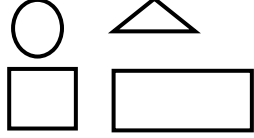


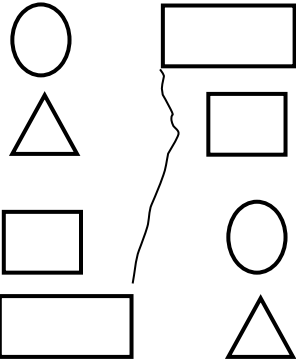
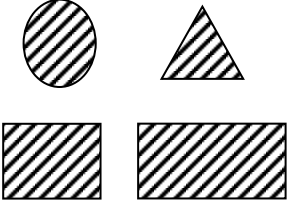
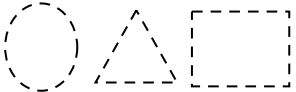
SCHEME OF WORK FOR NUMBERS FOR BABY CLASS TERM I

| WK | PD | THEME | SUB-THEME | CONTENT | COMPETENCE | METHODS | ACTIVITIES | LIFE SKILLS | INSTRUCTIONAL MATERIALS | REF | R M |
|----|--------|------------------------|---------------------------|--|---|--|--|--|--|-----|-----|
| 2 | 1 to 5 | Sorting | Sorting different objects | Sorting objects e.g. cups, plates, boxes, pencils, pens | Learners should be able to; - Recognise the objects shown to them. - Sort the given objects | Question and answer Explanation | Sorting | Sharing Critical thinking Sorting | Cups, books, pens, pencils, boxes | | |
| 2 | 1 to 5 | Recognizing numbers | | - Reciting rhymes related to numbers e.g one two three..... | Children should be able to; - Recite the rhymes related to numbers - Pronounce the numbers in the rhymes correctly. | Demonstration | Reciting rhymes | Singing appreciation Cooperation | Flash cards Charts for numbers | | |
| 3 | | Recognizing numbers | | Reciting rhymes Reciting numbers 0 – 5 orally | Children should be able to; -Recite the rhymes related to numbers -Recite numbers 0 – 5 | Illustrations | Reciting numbers 0 - 5 | Sharing cooperation Critical thinking | Individual number cards BB illustration | | |
| 4 | | | | Shading numbers (0)  | Pupils should be able to; Recite numbers 0-5 - Recognize zero - Shade zero | Explanation Demonstration Illustrations Question and answer | Shading recting | Cooperation Creative Critical thinking | Number cards Paper work Pencils colours | | |
| 5 | 1 to 5 | Recognition of numbers | Tracing | Reciting numbers 0-5 Tracing Tracing zero (0)  | Children should be able to; - Recite numbers 0 – 5 - Recognize zero - Trace zero | Explanation Question and answer | Reciting Tracing Creative thinking | critical thinking | Pencils colours | | |
| | | | | Recting numbers 0-5 Shading  | Children should be able to; Recite numbers 0-5 Recognize zero Copy and write zero | Question and answer | writing Reciting | Writing Reciting | sharing | | |
| | | | | Reciting numbers 0-5 Shading number 1  | Pupils should be able to Recite numbers 0-5 Recognize numbers 0-1 Shade numbers | Demonstration Explanation | Sharing Reciting | Sharing Cooperation | Colours Pencils | | |

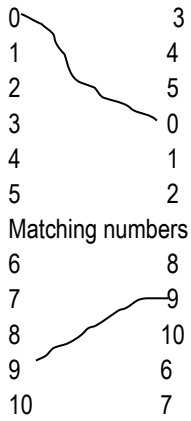
| | | | | | | | | | | |
|--|--|--|---|--|---------------------------------------|---|--|-----------------------------|--|--|
| | | | Reciting numbers 0-5 Tracing number 1  | Pupils should be able to; Recite rhymes Recite numbers 0-5 Recognize numbers 0-1 Trace number 1 | Illustrations Question and answer | Reciting rhymes Reciting numbers tracing | Critical thinking | Pencils Colours books | | |
| | | | Reciting rhymes Reciting numbers 0-5 Copying numbers 1  | Pupils should be able to; Recite rhymes Recite numbers 0-5 Recognize 0-1 Copy and write number 1 | | | | | | |
| | | | Reciting rhymes Reciting numbers 0-5 Recognizing number 0-2 (shade)  | Pupils should be able to; Recite rhymes Recite numbers 0-5 Recognize numbers 0-2 Shade number 2 | Demonstration Question and shading | Reciting shading | Critical thinking Cooperation sharing | Crayons Books Pencils | | |
| | | | Reciting rhymes Reciting numbers 0-5 Recognizing numbers 0-2 Tracing number 2  | Pupils should be able to; Recite rhymes Recite numbers 0-5 Recognize numbers 0-2 Trace number 2 | Explanation | Reciting Tracing | Cooperation | | | |
| | | | Reciting rhymes Reciting numbers 0-5 Copying number 2 2 2 2 2 2 2 | Pupils should be able to; Recognize number 2 Recite number 2 Copy and write number 2 | Question and answer | Writing and reciting | Sharing Critical thinking | Flash cards charts | | |
| | | | Reciting rhymes Shading number 3 3 | Pupils should be able to; Recognize number 3 Recite number 3 Shade number 3 | Question and answers | Shading reciting | Critical thinking | Pencils colours | | |
| | | | Reciting numbers 0-5 Tracing number 3  | Pupils should be able to; Recite rhyme Recite number 0-5 Recognize numbers 0-3 | Question and answer | Reciting rhymes Reciting numbers | Critical thinking | Colours and pencils | | |

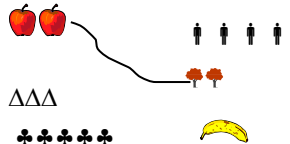

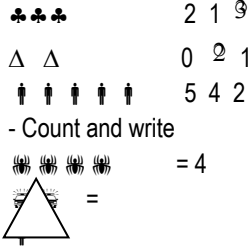

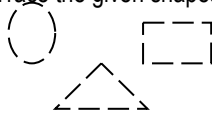

| | | | | | | | | | | | | | | | |
|---|---|---|---|---|--|------------------------------------|--|--|---|------------------------------------|----------------------|---------------------|---------------------|--|--|
| | | | | | Trace number 3 | | tracing | | | | | | | | |
| | | | | Reciting rhymes Reciting numbers 0-5 <table border="1" style="display: inline-table; vertical-align: middle;"> <tr><td>3</td><td>3</td></tr> <tr><td>3</td><td>3</td></tr> </table> | 3 | 3 | 3 | 3 | Pupils should be able to; Recite rhyme Recite numbers 0-5 Recognize 0-3 Copy and write number 3 | Question and answer | Writing and reciting | Critical thinking | Colours and pencils | | |
| 3 | 3 | | | | | | | | | | | | | | |
| 3 | 3 | | | | | | | | | | | | | | |
| | | | | Reciting rhymes Shading number 4  | Pupils should be able to; Recite rhyme Recite numbers 0-5 Recognize 4 shade number 4 | Question and answer | | Critical thinking | Colours and Pencils and paint | | | | | | |
| | | | | Reciting numbers 0-5 tracing Tracing 4  | Pupils should be able to; Recite rhyme Recite numbers 0-5 Recognize 4 Trace 4 | Explanation Question and answer | Reciting and Tracing | Critical thinking | Pencils colours | | | | | | |
| | | | | Reciting numbers 0-5 Reciting rhymes Copy and write number 4 <table border="1" style="display: inline-table; vertical-align: middle;"> <tr><td>4</td><td>4</td></tr> </table> | 4 | 4 | Pupils should be able to; Recite rhyme related to numbers recognize number s 0-5 Recognize number 4 | Explanation Question and answer discussion | Reciting and copying | Critical thinking | Books pencils | | | | |
| 4 | 4 | | | | | | | | | | | | | | |
| | | | | Reciting rhymes Reciting numbers 0-5 Shade number 5 <table border="1" style="display: inline-table; vertical-align: middle;"> <tr><td>5</td><td>5</td><td>5</td><td>5</td></tr> </table> | 5 | 5 | 5 | 5 | Children should be able to; - Recognize numbers 0-5 - shade number 5 | Explanation Question and answer | Shading and reciting | Sharing cooperation | Crayons colours | | |
| 5 | 5 | 5 | 5 | | | | | | | | | | | | |
| | | | | - Reciting numbers 0 – 5 - Tracing numbers  | Children should be able to; - Recite numbers 0 – 5 Recognize numbers 0-5 Trace number 5 | | Tracing reciting | Tracing Critical thinking | Pencils and books | | | | | | |


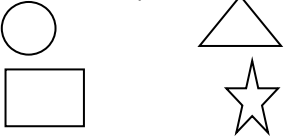
| | | | | | | | | | | | |
|--|--|----------------------|---|--|--|---|--|--|--------------------------|--|--|
| | | | | <p>Reciting numbers 0 – 5 Recitig rhymes related the numbers Copy number 5</p>  | <p>Children should be able to; - Recite rhymes related to numbers - Recognize numbers 0-5 Copy and write number 5</p> | <p>Explanation Question and answer</p> | <p>Books Pens Pencils Charts Flash cards</p> | <p>reciting copying</p> | <p>Critical thinking</p> | | |
| | | | <p>Matching</p> <p>Recite rhymes related to numbers Recite numbers 0-5 Match the same numbers 0-5</p>  | <p>Childrent should be able to; Recite rhymes Recite numbers</p> | <p>Question and answer illustrations</p> | <p>Books Pens Pencils Charts Flash cards</p> | <p>Reciting and matching</p> | <p>Critical thinking</p> | | | |
| | | | <p>Reciting numbers Reciting rhymes Copying numbers 0-5</p>  | <p>Children should be able to; Recite numbers and rhymes Recognize numbers 0-5 Copy numbers 0-5</p> | <p>Question and answer explanation</p> | <p>Number cards Charts for number cut outs for numbers 0-5 Pencils books</p> | <p>Critical thinking</p> | <p>Copying and reciting</p> | | | |
| | | <p>shapes</p> | <p>Naming shapes orally Circle , rectangle</p>  | <p>Children should be able to; - Name the shapes orally - Recognize the shapes</p> | <p>Question and answer</p> | <p>Charts Real objects Cut outs</p> | <p>Sharing and cooperation</p> | <p>Naming</p> | | | |
















| | | | | | | | | | | |
|--|--|--|--|--|--|------------------------------|---|---|--|--|
| | | | <p>Matching</p> <p>Matching the shapes</p>  | <p>Children should be able to;</p> <ul style="list-style-type: none"> - Name the shapes correctly -Recognize the shapes - Match the same shapes | <p>Question and answer</p> <p>Demonstration</p> <p>discussion</p> <p>explanation</p> | <p>matching</p> | <p>Charts for shapes</p> <p>Real objects</p> <p>e.g. Balls, cups, plates, cutouts</p> | <p>Sharing</p> <p>cooperation</p> | | |
| | | | <p>Shading</p>  | <p>Children should be able to;</p> <ul style="list-style-type: none"> - Recognize the shapes correctly - shade the shapes | <p>Explanation</p> | <p>Shading</p> <p>Naming</p> | <p>Chart for shapes</p> <p>Real objects</p> <p>crayons</p> | <p>Critical thinking</p> <p>Sharing</p> | | |
| | | | <p>Tracing</p> <p>Tracing shapes</p>  | <p>Children should be able to;</p> <ul style="list-style-type: none"> - Trace over the shapes correctly - Match the same shapes | <p>illustration</p> | <p>Tracing</p> | <p>Chart for shapes</p> <p>Real objects</p> <p>crayons</p> | <p>Critical thinking</p> <p>Sharing</p> | | |

SCHEME OF WORK FOR NUMBERS FOR BABY CLASS TERM II

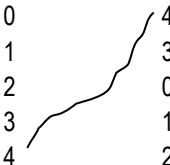
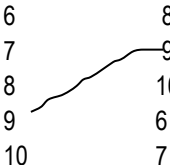
| WK | PD | THEME | SUB-THEME | CONTENT | COMPETENCE | METHODS | ACTIVITIES | LIFE SKILLS | INSTRUCTIONAL MATERIALS | REF | R M |
|----|--------|---------|------------------------------------|--|---|---|--|--|---|-----|-----|
| 1 | 1 to 5 | Numbers | Reciting numbers 0 – 10 | - Reciting number rhymes One, two, three, four, five Teacher is waiting at the door | Learners should be able to; - Recite the rhymes related to numbers - Pronounce the numbers in the rhyme correctly - Recite numbers 0 – 10 | Discussion Demonstration Question and answer | Writing Sorting Reciting | Sharing Cooperation Reciting | Flash cards BB illustration | | |
| 2 | 1 to 5 | | Odd man out Identifying numbers | - Recite numbers 0 – 15 - Recognize the numbers - identify a number from the variety - Find the odd man out 9 2 2 2 5 5 4 5 1 1 1 0 | Learners should be able to find the odd man out Recite numbers 0 – 15 Recognize the taught numbers. Identify the given number from the variety. | Discussion Demonstration Question and answer Writing | Reciting Sorting | Sharing Cooperation Reciting | Flash cards BB illustration | | |
| 3 | | | Matching | - Recite numebrs 0 – 10 0, 1, 2, 3, 4, 5, 6, 7, 8, 9, 10 - Matching the same numbers  | Children should be able to; - Recite numbers 0 – 10 - Recognise the numbers from 0 – 10 - Matching numbers with the same Copy and recognize numbers | Demonstration Question and Discussion answer | Reciting numbers 0 – 10 Matching numbers 0 – 5 Matching numbers 6 – 10 | Appreciating Creative thinking observation | Individual number cards , books and pencils Charts for numbers | | |
| 3 | | Numbers | Circle the correct number | - Circle the correct number 0 – 5 - Circle the correct number 6 | Learners should be able to; - Recognise the numbers given. | Explanation Discussion Demonstration | Recognising numbers Circling | | Cards Charts BB illustration | | |

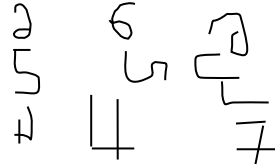
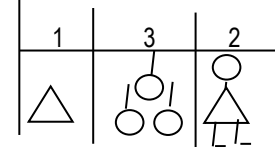
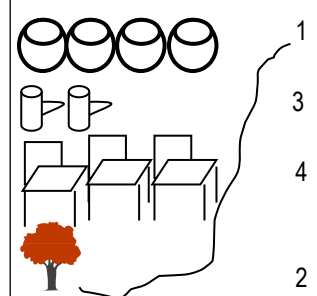
| | | | | | | | | | | | |
|---|--------|------------------|--|---|---|---|---|---|---|--|--|
| | | | | - 10 - Count and match  - Count and match  - Count and match V V V V 2 X X X 3 O O 4 | - Circle the correct numbers Learners should be able to; - Recognise the numbers 0 -10 - Count the objects correctly - Count and match to numbers | Explanation Discussion Demonstration Question and answer | numbers Counting Matching | Critical thinking Confidence Group work | Real objects Cards Charts BB illustrations | | |
| 4 | | Count and circle | - Count and circle the correct number  - Count and write = 4  | Learners should be able to; - Recite the numbers 0 – 10 - count and circle - Count and write | Explanation Discussion Demonstration Question and answer | Counting Matching | Critical thinking Confidence Group work | Real objects Cards Charts BB illustrations | | | |
| 4 | | Tracing shapes | Trace the given shapes  | Children should be able to; - Recognise the given shapes. - Trace the shapes | Discussion Explanation | Recognising Tracing | | Flash cards Charts Real objects | | | |
| 5 | 1 to 5 | Matching | Matching the shapes  | Children should be able to match with the same | Demonstration Discussion | | | Real objects Coloured objects Colours | | | |






























| | | | | | | | | | | | | | | | | | | | |
|-----|--------|-----------------|----------------------------|--|--|--|------------------------|--|--|-----|-----|-----|---|---------------------------|---------------------|-----------------------|----------------------------------|--|--|
| | | | |  | | | | | Books Pencils BB illustration | | | | | | | | | | |
| 5 | 1 to 5 | | Drawing | Draw the shapes  | Children should be able to; - Recognise the different shapes - Identify the given shapes and draw them | | Recognising Drawing | | Real objects Coloured objects Colours, Books Pencils BB illustration | | | | | | | | | | |
| 6 | 1 to 5 | Numbers | Writing the number after | Write the number after 0, 1, _____ 2, 3, _____ 3, 4, _____ | Children should be able to; - Recite the numbers 1 – 5 - Recognise 1 – 5 | Explanation Illustration Question and answer Discussion | Counting Writing | Real objects BB illustration Slates Chalk | Listening Speaking Writing | | | | | | | | | | |
| 7 | 1 to 5 | | Fill in the missing number | Fill in the missing number 1, 2, _____ 4, 5 | Learners should be able to recite numbers 1 – 5 | Explanation Discussion Question and answer | Counting Writing | Real objects BB illustration Slates Chalk | Listening Speaking Writing | | | | | | | | | | |
| | 1 to 5 | Counting | Counting and writing | Count and copy <table border="1" data-bbox="571 982 850 1133"> <tr> <td>1 ♯</td> <td>2 oo</td> <td>3 □□ □</td> <td>4 x x x x</td> </tr> <tr> <td>1 ♯</td> <td>___</td> <td>___</td> <td>___</td> </tr> </table> | 1 ♯ | 2 oo | 3 □□ □ | 4 x x x x | 1 ♯ | ___ | ___ | ___ | Children should be able to; - Count and copy the given numbers and draw the objects on each number | Explanation Discussion | Counting Writing | Charts Flash cards | Listening Writing Speaking | | |
| 1 ♯ | 2 oo | 3 □□ □ | 4 x x x x | | | | | | | | | | | | | | | | |
| 1 ♯ | ___ | ___ | ___ | | | | | | | | | | | | | | | | |
| | 1 to 5 | | Count and write | ♥♥♥♥ = 4 ♣♣♣♣ = 5 ▶▶▶ = ☹☹ = | Learners should be able to; - Recognise numbers 1 – 5 - Recite 1 – 5 - Write the numbers correctly | Explanation Discussion | Counting Writing | Charts Flash cards | Listening Writing Speaking | | | | | | | | | | |
| 8 | | Counting | Counting | Count and ring | Children will be able to; | Demonstration | Counting | Reciting | BB illustration | | | | | | | | | | |

| | | | | | | | | | | | | | | | | | | | | | | | |
|---|-------|-----------------|-------------------------------------|---|---|--|---|--------------------------------------|---|-------|---|-----------------------------------|--------------------|--------------------------------------|--------------------------------|---|---|--------------------------------------|----------------------|--------------------------------------|--|--|--|
| | | | and ringing | <table border="1"> <tr> <td>○ ○ ○ ○</td> <td>4 3 1</td> </tr> <tr> <td></td> <td>1 3 2</td> </tr> <tr> <td></td> <td>3 4 5</td> </tr> </table> | ○ ○ ○ ○ | 4 3 1 |  | 1 3 2 |  | 3 4 5 | <ul style="list-style-type: none"> - Recite numbers 1 – 5 - Count and ring the given objects - Recognise numbers 1 – 5 | Discussion Question and answer | Ringing Writing | Identifying Speaking Listening | Charts Flash cards Chalk | | | | | | | | |
| ○ ○ ○ ○ | 4 3 1 | | | | | | | | | | | | | | | | | | | | | | |
|  | 1 3 2 | | | | | | | | | | | | | | | | | | | | | | |
|  | 3 4 5 | | | | | | | | | | | | | | | | | | | | | | |
| | | | Counting the numbers and draw beads | <p>Count and draw</p> <p>2  3 </p> <p>4  5 </p> | <ul style="list-style-type: none"> Learners should be able to; - Recite numbers 1 – 5 and recognise them. - Able to count and draw beads of the given number | Demonstration Discussion Illustration Question and answer | Counting Writing | Identifying Speaking Listening | Number cards BB illustration Chalk | | | | | | | | | | | | | | |
| 9 | | Counting | Counting Matching | <p>Count and match</p> <p> 5</p> <p> 3</p> <p>X X X X X 4</p> | Learners will count the objects and match to the same number | Demonstration Question and answer | Counting Matching | Listening Speaking Recognition | Flash cards BB illustration Chalk | | | | | | | | | | | | | | |
| | | Counting | Count and circle the given number | <p>Count and circle the given number</p> <table border="1"> <tr> <td>2</td> <td>3</td> <td>2</td> <td>0</td> </tr> <tr> <td>3</td> <td>4</td> <td>5</td> <td>3</td> </tr> <tr> <td>4</td> <td>5</td> <td>4</td> <td>2</td> </tr> </table> | 2 | 3 | 2 | 0 | 3 | 4 | 5 | 3 | 4 | 5 | 4 | 2 | Learners will count and circle the given number | Demonstration Question and answer | Counting Circling | Recognition Speaking Listening | Number cards Chalk BB illustration | | |
| 2 | 3 | 2 | 0 | | | | | | | | | | | | | | | | | | | | |
| 3 | 4 | 5 | 3 | | | | | | | | | | | | | | | | | | | | |
| 4 | 5 | 4 | 2 | | | | | | | | | | | | | | | | | | | | |
| 9 | | Counting | Counting and writing | <p>Count and write</p> <p> = 2</p> <p> =</p> <p> =</p> | <ul style="list-style-type: none"> Learners will count and write the drawn beads Learners should be able to recognise and recite numbers 1 – 5 | Explanation Discussion Question and answer | Counting Writing | Listening Speaking Writing | Real objects BB Charts Chalk | | | | | | | | | | | | | | |

SCHEME OF WORK FOR NUMBERS FOR BABY CLASS TERM III

| WK | PD | THEME | SUB-THEME | CONTENT | COMPETENCE | METHODS | ACTIVITIES | LIFE SKILLS | INSTRUCTIONAL MATERIALS | REF | R M | | | | | | | | | | | | | | | | | | |
|----|--------|---------|-------------------------|--|--|--|----------------------------------|---|--|-------|-----|---|-------|---|---|-----------------------------------|---------------------|-----------------------------------|---|---|---|-------|--|-----------------------------------|----------------------|-----------------------------------|------------------|--|--|
| 1 | 1 to 5 | Numbers | Reciting numbers 0 – 15 | - Reciting number rhymes One, two, three, four, five Teacher is waiting at the door Reciting numbers 0-15 0 1 2 3 4 5 6 7 8 9 10 11 12 13 14 15 | Learners should be able to; - Recite the rhymes related to numbers - Pronounce the numbers in the rhyme correctly - Recite numbers 0 – 15 | Discussion Demonstration Question and answer | Writing Sorting Reciting | Sharing Cooperation Reciting Critical thinking appreciation | Chart for number Cutouts Individual number cards | | | | | | | | | | | | | | | | | | | | |
| | | | | Reciting numbers Copying numbers 0-5 <table border="1" style="margin-left: 20px;"> <tr> <td>1</td> <td>2</td> <td>3</td> <td>4</td> <td>5</td> </tr> <tr> <td>-</td> <td>-</td> <td>-</td> <td>-</td> <td>-</td> </tr> </table> | 1 | 2 | 3 | 4 | 5 | - | - | - | - | - | Pupils should be able to; Recite numbers 0-15 Recite number rhymes Copy numbers 0-15 | Question and answer discussion | Writing reciting | Appreciation Critical thinking | Chart for number Individual number cards BB illustrations | | | | | | | | | | |
| 1 | 2 | 3 | 4 | 5 | | | | | | | | | | | | | | | | | | | | | | | | | |
| - | - | - | - | - | | | | | | | | | | | | | | | | | | | | | | | | | |
| 3 | | | Matching | - Matching the same numbers  Matching numbers 6 – 10  | Children should be able to; - Recite numbers 0 – 15 - Matching numbers with the same Copy and recognize numbers | | Reciting Matching Matching | observation | Individual number cards Charts for numbers | | | | | | | | | | | | | | | | | | | | |
| | | | | Match and write <table style="margin-left: 20px;"> <tr> <td>0</td> <td>5</td> <td>5</td> </tr> <tr> <td>1</td> <td>4</td> <td>_____</td> </tr> <tr> <td>2</td> <td>0</td> <td>_____</td> </tr> <tr> <td>3</td> <td>1</td> <td>_____</td> </tr> <tr> <td>4</td> <td>2</td> <td>_____</td> </tr> <tr> <td>5</td> <td>3</td> <td>_____</td> </tr> </table> | 0 | 5 | 5 | 1 | 4 | _____ | 2 | 0 | _____ | 3 | 1 | _____ | 4 | 2 | _____ | 5 | 3 | _____ | By the end of the lesson Children should be able to; Recite numbers 0 -15 Recite rhymes Match and write the numbers correctly. | Question and answer discussion | Matching Reciting | Appreciation critical thinking | BB illustrations | | |
| 0 | 5 | 5 | | | | | | | | | | | | | | | | | | | | | | | | | | | |
| 1 | 4 | _____ | | | | | | | | | | | | | | | | | | | | | | | | | | | |
| 2 | 0 | _____ | | | | | | | | | | | | | | | | | | | | | | | | | | | |
| 3 | 1 | _____ | | | | | | | | | | | | | | | | | | | | | | | | | | | |
| 4 | 2 | _____ | | | | | | | | | | | | | | | | | | | | | | | | | | | |
| 5 | 3 | _____ | | | | | | | | | | | | | | | | | | | | | | | | | | | |

| | | | | | | | | | | | |
|--|--|-----------------|---------------------|--|--|--|---|--|--|--|--|
| | | | Identifying numbers | <p>Recite numbers 0 – 15</p> <p>Recite numbers</p> <p>Identifying a number variety</p> <p>3 2 1 3</p> <p>2 7 2 1</p> <p>4 4 8 1</p> <p>5 6 5 6</p> | <p>Children should be able to;</p> <p>Recite numbers 0 – 15</p> <p>Recognize the taught numbers</p> <p>Identify the given number from the variety</p> | <p>Question and answer</p> <p>Discussion</p> | <p>Reciting and writing</p> | <p>Appreciation</p> <p>critical thinking</p> | <p>Black board illustration</p> | | |
| | | | | <p>Reciting numbers</p> <p>Identifying the correct number</p>  | <p>Children should be able to;</p> <p>Recite numbers 0-15</p> <p>Identify the correct numbers</p> | <p>Discussion</p> <p>Question and answer</p> | <p>Identifying writing</p> | <p>Critical thinking</p> | <p>BB illustrations</p> <p>Cut outs for numbers.</p> | | |
| | | Counting | | <p>Recite numbers and rhymes</p> <p>count and copy</p>  | <p>Children should be able to;</p> <p>- recite numbers and rhymes</p> <p>Count the objects given correctly</p> <p>Count and copy the work given</p> | <p>Question and answer</p> | <p>Reciting</p> <p>Counting</p> <p>writing</p> | <p>Straws</p> <p>Bottle tops</p> <p>Pencils , tins,</p> <p>Pieces of chalk</p> | | | |
| | | | | <p>Recite rhymes</p> <p>Recite numbers 0-15</p> <p>Count and match</p>  | <p>Children should be able to;</p> <p>Recite rhymes</p> <p>Recognize numbers</p> <p>Count the numbers correctly</p> <p>Count and match appropriately</p> | <p>Discussion</p> <p>Question and answer</p> | <p>Reciting</p> <p>Counting</p> <p>Matching</p> | <p>Sharing</p> <p>Critical thinking</p> <p>appreciation</p> | <p>Straws</p> <p>Bottle tops</p> <p>Pencils</p> <p>Tins, books etc</p> | | |

| | | | | | | | | | | | | | | | | | | | |
|---|--|--|---|--|--|--|---|---|---|------|------|--|---|--|------------------------------------|-----------------------|---|--|--|
| | | | Count and write  5  3  2 | Children should be able to; Recite numbers and rhymes Count the given objects Count and write correctly | Discussion Question and answer | Reciting Counting Matching | Sharing Critical thinking appreciation | Straws Bottle tops Pencils Tins, books etc | | | | | | | | | | | |
| | shapes | Naming shapes | Name these shapes     | Learners should be able to; Name the given shape Recite names | Demonstration Discussion | Reciting identifying | Listening Speaking | Cut outs Real object Books, eggs, balls Box, BB chalk. | | | | | | | | | | | |
| | | Drawing and shading shapes | Draw and shade these shapes     | Learners should be able to; - Recognise the given shape - shade - recognize the drawn shape | Illustration Question and answer | Recognising Drawing Shading | Listening Speaking Identifying | Colour pencils Real objects Slates | | | | | | | | | | | |
| | Shapes | Copying shapes | Copy the same <table border="1" data-bbox="569 971 848 1321"> <tr> <td> Circle</td> <td> triangl e</td> <td> squar e</td> </tr> <tr> <td> Circle</td> <td></td> <td></td> </tr> <tr> <td>Oval</td> <td>Star</td> <td></td> </tr> </table> |  Circle |  triangl e |  squar e |  Circle |  |  | Oval | Star | | Learners should be able to; - Name the shapes orally - Recognise the size of the shape and shade them properly. | Reciting Naming Recognising Shading | Explanation Question and answer | Speaking Listening | Cut shapes Real objects Orange Ball Corn Book Egg | | |
|  Circle |  triangl e |  squar e | | | | | | | | | | | | | | | | | |
|  Circle |  |  | | | | | | | | | | | | | | | | | |
| Oval | Star | | | | | | | | | | | | | | | | | | |

| | | | | | | | | | | | | | | |
|--|--|--|--|--|--|--|--|--|--|--|--|--|--|--|
| | | | | | | | | | | | | | | |
|--|--|--|--|--|--|--|--|--|--|--|--|--|--|--|

LESSON NOTES FOR NUMBERS FOR BABY CLASS TERM I

Week 1: counting different objects

Lesson 1:

Counting objects

Evaluation activity

Sorting numbers with teacher's help e.g. 1, 2, 0

Counting different objects with teacher's help

Lesson 2:

Children will continue to sort the numbers

Children will continue to count

Evaluation activity

Sorting numbers correctly

2 3 2 1 3 1

Counting different objects

Lesson 3:

Learners will try to recite the numbers correctly with teacher's help.

Evaluation activity

Reciting numbers 0 – 3 together with their teacher.

0, 1, 2, 3

Lesson 4:

Learners will count objects

Learners will continue to recite numbers.

Evaluation activity

Reciting numbers correctly e.g. 0, 1, 2, 3

Reciting objects e.g. boxes, plates

Lesson 5:

Learners will continue to count objects

Learners will continue to recite numbers they learnt in the last periods.

Evaluation activity

Reciting numbers learnt correctly e.g. 0, 1, 2, 3

Count objects given by the teacher

Week 2:

Lesson 1:

Learners will learn a rhyme about the numbers.

Evaluation activity

Reciting rhyme together with their teacher

Reciting rhyme together with their teacher i.e. one, two buckle my shoe.....

Lesson 2:

Learners will recite numbers

Learners will learn the numbers on the cards made by the teacher.

Evaluation activity

Learners will recite numbers

Children will sort out the same number on the card e.g.

| | | | |
|----------|----------|----------|----------|
| 2 | 1 | 0 | 3 |
| 2 | 1 | 0 | 3 |

Lesson 3:

Learners will be able to recite a rhyme about numbers

Learners will trace some of the numbers they learnt in the previous lessons.

Evaluation activity

Children will try to trace numbers with the guidance of a teacher.

Children will pronounce numbers in rhyme

Week 3:

Lesson 1:

Learners will recite numbers 0-10

Learners will continue to trace the numbers with teacher's guidance.

Evaluation activity

Learners will recite numbers on the cards with teacher's help

Learners will trace numbers in their books correctly with the teacher's help.

Recite numbers

| | | | | | |
|---|---|---|---|---|----|
| 0 | 1 | 2 | 3 | 4 | |
| 5 | 6 | 7 | 8 | 9 | 10 |

Lesson 2:

Learners will again recite numbers

Learners will again trace numbers.

Evaluation activity

Recite and others will write numbers

Children will trace and others will write the number correctly e.g.

| | | | | |
|---|---|---|---|----|
| 1 | 2 | 3 | 4 | 5 |
| 6 | 7 | 8 | 9 | 10 |

Lesson 3:

Learners will copy numbers correctly

Learners will continue to trace numbers.

Evaluation activity

Learners will be able to copy numbers correctly

Learners will continue to trace numbers correctly with teacher's guidance. E.g.

| | | | | | |
|---|---|---|---|---|----|
| 0 | 1 | 2 | 3 | 4 | |
| 4 | 4 | 4 | 4 | 4 | |
| 5 | 6 | 7 | 8 | 9 | 10 |

Write

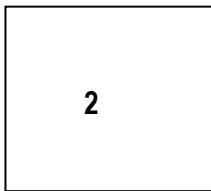
| | | | | |
|---|---|---|---|---|
| 0 | 1 | 2 | 3 | 4 |
| 5 | 6 | 7 | 8 | 9 |

Lesson 4:

Learners will trace the numbers correctly.

Evaluation activity

Children will copy the numbers first on a slate with guidance of their teacher. e.g.



Lesson 5:

Learners will again continue to write numbers in their books.

Evaluation activity

Learners will copy numbers in their books e.g.

| | | | |
|---|---|---|---|
| 2 | 3 | 2 | 3 |
| 4 | 5 | 4 | 5 |

Week 4:

Lesson 1 and 2:


Learners will recognize zero numbers learnt e.g 0

Evaluation activity

Matching the same numbers that they learnt with teacher's guidance e.g.

Match correctly

0 ————— 3
1 ————— 2

| | | | | | |
|---|---|---|--|--|--|
|  | 4 | 4 | | | |
|---|---|---|--|--|--|

Lesson 4:


The teacher will introduce the lesson with new rhymes. The teacher will read through the numbers 0, 1, 2, 3, 4, 5.

Evaluation activity

The pupils will count the numbers and write

The pupils will read the numbers;

0, 1, 2, 3, 4, 5



Lesson 2:

Learners will read the numbers 0, 1, 2, 3, 4, 5 as guided by the teacher.

Evaluation activity

Learners will draw the balls.

| | | | |
|---|---|---|---|
| 0 | 1 | 2 | 3 |
| | | | |

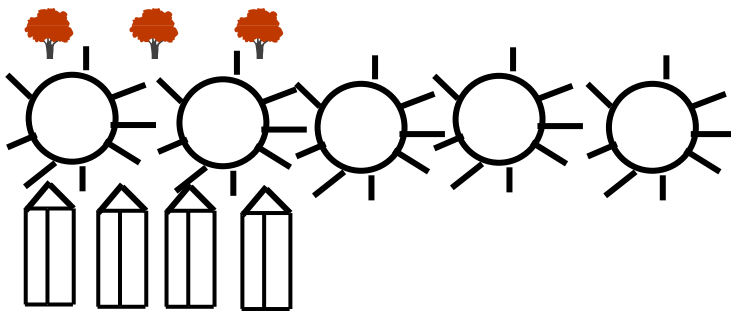
Lesson 3 and 4:

The teacher will review the given numbers. The pupils will read the numbers on their own.

Evaluation activity

The pupils will read the number and draw the balls on their own

The pupils will read the numbers 1 – 5 correctly.



Lesson 5:

The pupils will recite, read and practise the numbers.

Evaluation activity

The pupils will copy the numbers .

| | | | |
|---|---|---|---|
| 0 | 1 | 2 | 3 |
| | | | |

Week 6:

Lesson 1:

The pupils will sing a song. The teacher will introduce a lesson with a rhyme. The teacher will use real objects and help pupils learn how to count different objects of numbers 0 – 5.

Evaluation activity

The pupils will copy the taught numbers given.

Read the numbers



Lesson 2 and 3:

The teacher will review the previous lesson.

Evaluation activity

The teacher will help learners to do the activity.

Count and match:



3



1



2

Lesson 4 and 5:

The teacher will review the previous lesson. Pupils will count and match.

Evaluation activity

Pupils will count and match



3



1



2

Week 8:

Lesson 1 and 2:

Learners will count the objects correctly and write the number.

Evaluation activity

Circle the given objects

Children will count and write the numbers correctly together with their teacher's help e.g.



= 3 2 4



= 5 4 1



= 2 5 3

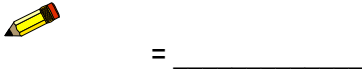
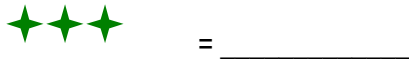
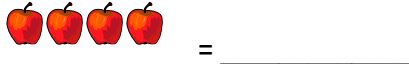
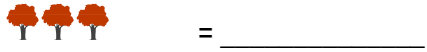


= 1 3 2

Lesson 3 and 4:

Learners will count the numbers and objects correctly.

Evaluation activity



Week 9:

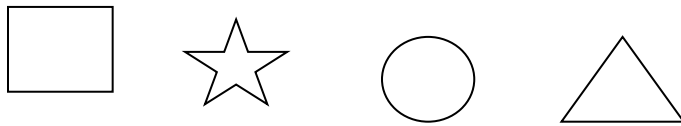
Lesson 1:

Sort the shapes with the teacher

Learners will learn the shapes together with teacher's help.

Evaluation activity

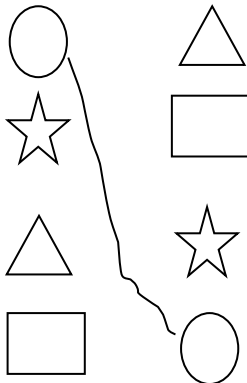
Learning shapes orally. E.g. tell the shapes



Lesson 2 and 3:

Evaluation activity

Learners will match the same shapes correctly.



Lesson 4 and 5:

Learners will learn how to write the numbers correctly.

Evaluation activity

Children will circle the correct number e.g.

3 =

1 =

2 =

4 =

5 =

Week 10:


Lesson 1:

Pupils will sing a known rhyme. The teacher will introduce the shapes to the learners. The teacher will help learners find the same shapes. Matching the same shapes.

Evaluation activity

The pupils will match the same shapes.

Matching the shapes

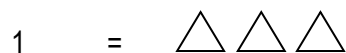


Lesson 2:

Count and shade.

Evaluation activity

The pupils will trace shapes given.



Lesson 3:

Count and shade

The teacher will demonstrate to pupils how to shade shapes.

Evaluation activity



$3 =$

$4 =$

$1 = \square \square \square$

2 LESSON NOTES FOR NUMBERS FOR BABY CLASS TERM II

Week 1: Orientation and registering pupils

Week 2

Topic: Reciting numbers and rhymes related to numbers.

Lesson 1:

One, two, three, four, five
teacher is waiting at the door.....

Evaluation activity

Pupils will recite the numbers and rhymes following the teacher's instructions.

Lesson 2:

Reciting numbers 0 – 10
0,1, 2, 3, 4, 5, 6, 7, 8, 9, 10

Evaluation activity

Pupils will recite the numbers given.

Lesson 3:

Recognising numbers 0 - 10

Evaluation activity

Finding the odd man out

3 2 2 2

5 5 5 4

1 0 1 1

Lesson 4:

Reciting numbers 0 – 10

Matching

Evaluation activity

Learners will match the same numbers.

| | |
|---|---|
| 0 | 3 |
| 1 | 4 |
| 2 | 5 |
| 3 | 0 |
| 4 | 1 |
| 5 | 2 |

Lesson 5:

Identifying correct numbers from a variety.

Evaluation activity

Children will identify the correct number from the variety given.

Week 3

Lesson 1:

Counting

Pupils will recite numbers 0 - 10

Evaluation activity

Children will count the objects given following the teacher's explanation.

$\square \square \square = 3$

$\triangle \triangle =$

$\clubsuit =$

$\cup \cup \cup \cup =$

Lesson 2:

Counting and matching numbers.

Evaluation activity

Children will match the numbers and objects.

V V V V 2
X X X 3
O O 4

Lesson 3:

Identifying the right number.

Evaluation activity

Children will count the objects and identify the appropriate number.

$\clubsuit \clubsuit \clubsuit$ 2 1 3

$\triangle \triangle$ 0 2 1

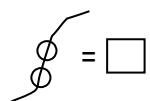
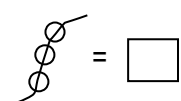
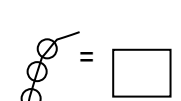
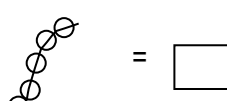
$\uparrow \uparrow \uparrow \uparrow \uparrow$ 5 4 2

Lesson 4:

Count and write the number

Evaluation activity

Pupils will count the beads and write the number.

 =  =  =  =

Lesson 5:

Read the number and draw beads.

Evaluation activity

Pupils will read the numbers and draw the correct beads following the teacher's explanation.



Week 4

Lesson 1:

Recognising shapes

Naming shapes

Evaluation activity

Children will name the given objects orally.

Circle, triangle, rectangle, square, oval

Lesson 2:

Recognising shapes

Evaluation activity

Children will shade the given shapes.

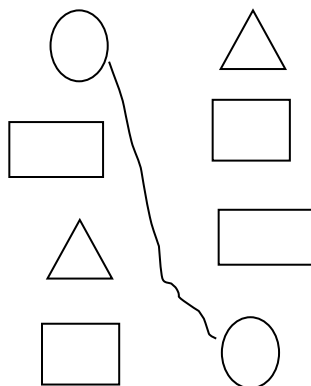


Lesson 4:

Matching shapes

Evaluation activity

Children will match to the same shapes.







Lesson 5:

Drawing shapes

Evaluation activity

Children will draw the shapes explained.

| | | | |
|---|---|---|---|
|  |  |  |  |
| | | | |

Week 5

Lesson 1:

Writing the missing number

Evaluation activity

Children will recite the numbers

They will read numbers 0 – 10

They will also fill in the missing numbers.

0 _____ 2 _____ 4 _____ 6 _____ 8 _____ 10

Lesson 2:

Finding the number after.

Evaluation activity

Children will read the numbers 0 – 10

Write the numbers.

0 _____

0, 1 _____

0, 1, 2 _____

0, 1, 2, 3 _____

0, 1, 2, 3, 4 _____

LESSON NOTES FOR NUMBERS FOR BABY CLASS TERM III

Week 1: Orientation and registering pupils

Week 2

Topic: Recognition of numbers

Lesson 1:

Recognising numbers 0 – 10

Reciting numbers - 0-10

Reciting rhymes related to numbers like (one, two, buckle.....)

Number one x 2

Evaluation activity

Children will be called three by three to recite the numbers in front of others.

Lesson 2:

Learning new rhymes like;

Shake, shake the mango tree

One little finger

Including in the learnt ones related to numbers.

Evaluation activity

Learners will be able to recite the rhymes and write numbers.

Lesson 3:

Reciting from 0 – 10 correctly.

Reading from 0 – 10.

Reading using charts and flash cards with teachers' guide.

Evaluation activity

Children will have to learn how to pronounce the number names correctly.

Lesson 4:

Recognition and identifying the number 0 – 10 correctly.

Writing using slates and coloured chalk with the teachers' help.

Evaluation activity

Learners should be able to write from 0 – 10 correctly.

Copying the same numbers correctly.

| | | | | | |
|---|---|---|---|---|---|
| 0 | 1 | 2 | 3 | 4 | 5 |
| | | | | | |

Lesson3

circling the same

Identifying numbers

Recognising numbers 0 – 10.

5:

| | | | | | |
|---|---|---|---|---|----|
| 5 | 6 | 7 | 8 | 9 | 10 |
| | | | | | |

Week 3:

Topic: Matching

Lesson 1:

Matching the same numbers and reciting numbers
 Reading using charts and flash cards with the teachers guide
 Reciting numbers 0 – 10.
 Recognising 0 – 10.
 Writing 0 – 10.

Evaluation activity

Pupils will match and write numbers 0 – 10.

| | |
|---|---|
| 0 | 8 |
| 5 | 2 |
| 4 | 3 |
| 6 | 4 |
| 3 | 6 |
| 2 | 0 |
| 8 | 5 |

Lesson 2:

Match and write
 Writing using slate with the teachers guide
 Writing numbers 0 – 10.
 Reciting numbers 0 – 10.
 Recognising 0 – 10.

Evaluation activity

| | | | | | | |
|---|---|---|--|--|--|--|
| 3 | 1 | <table border="1"> <tr><td> </td></tr> <tr><td> </td></tr> <tr><td> </td></tr> <tr><td> </td></tr> </table> | | | | |
| | | | | | | |
| | | | | | | |
| | | | | | | |
| | | | | | | |
| 4 | 4 | | | | | |
| 5 | 3 | | | | | |
| 1 | 5 | | | | | |

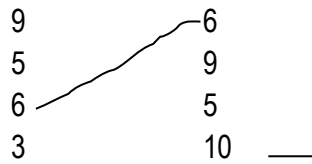
Lesson 3:

Writing numbers 0 – 10.
 Reciting numbers 0 – 10.
 Recognising numbers 0 – 10.

Evaluation activity

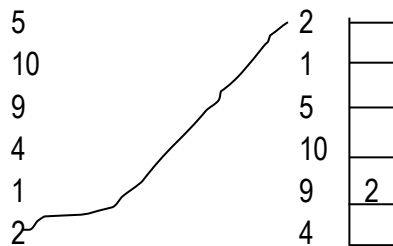
Match and write

| | | | | | | |
|----|---|---|--|--|--|--|
| 10 | 3 | <table border="1"> <tr><td> </td></tr> <tr><td> </td></tr> <tr><td> </td></tr> <tr><td> </td></tr> </table> | | | | |
| | | | | | | |
| | | | | | | |
| | | | | | | |
| | | | | | | |



Lesson 4:

Matching numbers 0 – 10
Writing numbers 0 – 10
Rhymes related to numbers.



Lesson 5:

Circling the same
Identifying numbers
Writing numbers 0 – 10.
Reciting numbers 0 – 10
Recognising numbers 0 – 10
Revising numbers 0 - 10

Evaluation activity

Children will have learnt all the number names the way each is pronounced. By calling one by one to come and recite all the number names.

Week 4:

Topic: Adding objects

Lesson 1:

Counting objects 0 – 10
Reciting numbers 0 – 10
Adding objects from 0 - 5

Evaluation activity

$\text{♂} \text{♂} \text{♂} + \text{♂} = \text{♂} \text{♂} \text{♂} \text{♂}$
 $\Delta \Delta \Delta + \Delta \Delta =$
 $\clubsuit + \clubsuit =$

Lesson 2:

Reciting and recognising numbers 1 – 10.

Counting and adding using objects.

Evaluation activity

Add these;

$$\text{🍷} + \text{🍷} + \text{🍷} =$$

$$\square\square\square + \square\square =$$

$$\text{👤} + \text{👤} + \text{👤} + \text{👤} =$$

Lesson 3:

Recognising numbers 0 - 10

Reciting numbers 0 – 10

Adding objects 0 - 5

Evaluation activity

$$000 + 0 =$$

$$\star + \star =$$

Lesson 4:

Recognising numbers 0 – 10

Adding beads 0 - 5

Evaluation activity

Add these beads

$$\text{🍷} + \text{🍷} = \text{🍷}$$

$$\text{🍷} + \text{🍷} =$$

$$\text{🍷} + \text{🍷} =$$

$$\text{🍷} + \text{🍷} =$$

Lesson 5:

Recognising numbers 0 – 10

Adding numbers 0 – 5

Reciting numbers 0 - 10

Evaluation activity

$$1 + 1 = 2$$

$$0 + 0 =$$

$$2 + 2 =$$

$$00 + 00 =$$

$$3 + 1 =$$

$$000 + 0 =$$

Week 5

Topic: Naming shapes

Lesson 1:


Recognising shapes

Reciting names orally

Naming shapes orally with the help of the teacher. circle, triangle, square, oval, star.

Evaluation activity

Naming shapes



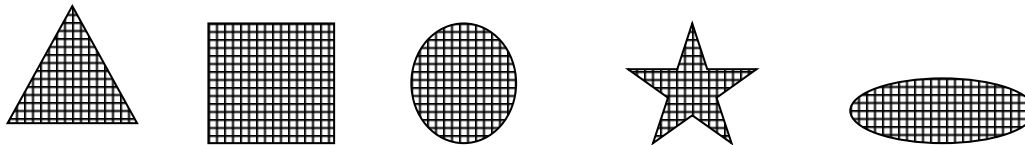
Lesson 2:

Recognising shapes and their names.

Children will recite the names with teachers' guidelines.

Pupils will also draw and shade the given objects.

Evaluation activity






















Lesson 3:

Recognising shapes

Evaluation activity

Circling the given shape.





| | | | | |
|---|---|---|---|---|
|  |  |  |  |  |
|  |  |  |  |  |
|  |  |  |  | |
|  |  |  |  |  |

Lesson 4:

Recognising shapes

Children will copy the learnt shapes.



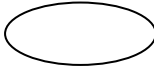
Evaluation activity

| | | |
|---|---|---|
|  |  |  |
| _____ | _____ |  |

Lesson 5:

Recognising shapes

Evaluation activity

| | | |
|---|---|---|
|  |  |  |
| _____ | _____ | _____ |

Week 6:

Topic: Naming shapes





Lesson 1:

Recognising shapes

Copying shapes

Evaluation activity

Copy the same



| | | |
|---|---|---|
|  Circle |  Triangle |  Star |
| _____ | _____ |  |

Lesson 2:

Recognising

Copying

Evaluation activity

| | |
|---|---|
|  Oval |  Square |
| _____ | _____ |

Lesson 3:


Matching shapes

Recognising

Evaluation activity

Children will match the shapes to their corresponding names.

Match



Lesson 4:


Matching shapes

Matching word to word

Recognising

Evaluation activity

Pupils will match to the same word.



Lesson 5:

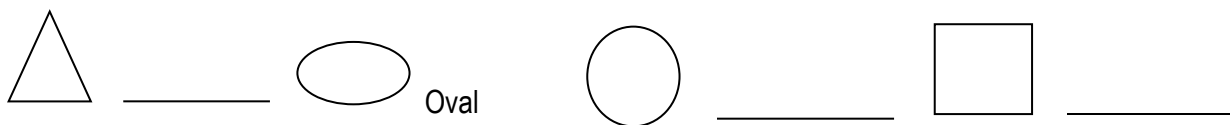
Recognising

Naming shapes

Evaluation activity

Pupils will name the already learnt shapes with the teachers' guidelines.

Name these;



Week 7:

Topic: Naming number symbols

Lesson 1:

Recognising number symbols 0 – 10.

Copying symbols 0 – 10.

Evaluation activity

Pupils will copy numbers and their symbols.

| | | |
|----------|----------|------------|
| One 1 | Two 2 | Three 3 |
| One 1 | _____ | _____ |

Lesson 2:

Counting and naming symbols.

Evaluation activity

Pupils will count as they copy the symbols.

Copy

| | | | |
|-------|-----------|-------|-------|
| 4 | 5 | 6 | 7 |
| Four | Five | Six | Seven |
| _____ | 5 Five | _____ | _____ |

Lesson 3:

Counting and naming symbols.

Evaluation activity

Children will match the name to symbols.

one 7
two 6
three 5
four 4
five 3
six 2
seven 1






Lesson 4:

Matching numbers to words value.

Recognising number words.

Evaluation activity

Match name to value.

one 
two 
three 
four 
five 

Lesson 5:

Recognising number words.

Drawing value to the right number.

Evaluation activity

Draw the value

| two | three | four | five | six |
|---|-------|------|------|-----|
| <input type="checkbox"/> <input type="checkbox"/> | | | | |