

INSTRUCTIONAL MATERIALS

PRIMARY ONE - TERM I. LITERACY II

THEME: OUR SCHOOL

<p>SUB THEME: SCHOOL</p> <ul style="list-style-type: none"> - Things on our way to school. - Dangers on our way to school. 	<ul style="list-style-type: none"> - A chart showing the school environment. - Crayons, coloured pencils. - A chart showing dangers on our way to school e.g. car knocks, dog bites, snake bites, insect stings. - Stencil work – pictures about snake bites, car knocks, dog bites, drowning, mad people.
<ul style="list-style-type: none"> - Things found in the classroom. 	<ul style="list-style-type: none"> - Real class objects. - Stencil work – pictures showing things in the class.
<ul style="list-style-type: none"> - People found in our school. 	<ul style="list-style-type: none"> - Visiting people in the school. - A chart showing people at school.
<ul style="list-style-type: none"> - School needs 	<ul style="list-style-type: none"> - Real objects. Tables, brooms, chairs, dustbins etc.
<ul style="list-style-type: none"> - School symbols. - School profile 	<ul style="list-style-type: none"> - A chart showing the school badge, school flag, signpost, school prayer.
<ul style="list-style-type: none"> - School/class rules 	<ul style="list-style-type: none"> - School/class rules on strip cards.
<ul style="list-style-type: none"> - School activities 	<ul style="list-style-type: none"> - A chart showing different activities at school.
<ul style="list-style-type: none"> - Things we use to keep the school clean. 	<ul style="list-style-type: none"> - Real objects e.g. brooms, rags, vim, etc and models
<p>THEME: OUR HOME</p>	
<p>SUB THEMES:</p> <ul style="list-style-type: none"> - Our home (Things which make up a home - A family 	<ul style="list-style-type: none"> - A chart showing things which make up a home. Coloured pencils, papers. - A chart showing nuclear and extended families.
<ul style="list-style-type: none"> - Needs of a family 	<ul style="list-style-type: none"> - Pictures on stencil showing different needs of a family.
<ul style="list-style-type: none"> - Ways of getting family needs. 	<ul style="list-style-type: none"> - A chart showing people doing different activities to meet their needs.
<ul style="list-style-type: none"> - House 	<ul style="list-style-type: none"> - A chart showing parts of a house - Coloured pencils. - Stencil work showing different parts of

	a house.
- Types of houses	- A chart showing temporary and permanent houses.
- Building materials	- Real objects e.g. reeds, timber, grass, iron sheets etc.
- Types of animals	- A chart showing domestic animals - Coloured pencils - A chart showing wild animals, - Clay, soil
- Animal homes	- A chart with sentences about animal homes e.g. dog – kennel, Rabbit – Hutch or burrow, Pig – sty. - Real objects e.g. nest, kennel, hutch. - A chart showing animals and their young ones. - A written chart showing animal sounds. - A chart showing animal movements.
- THEME: OUR COMMUNITY	
- SUB THEMES: - Different people in our community.	- Wall charts, pictures, flash cards, strip cards.
- People in our community and their places of work.	- Wall chart, work prepared on papers, boxes, cello tape, glue.
- Needs of people in our community.	- A chart showing needs of people in our community. E.g. food, clothes, water, shelter, security.
- Important features in our community.	- A chart showing important places in our community.
THE HUMAN BODY AND HEALTH	
- Parts of the body.	- A chart showing external human body parts. - Stencil work on body parts e.g. head, leg, hand, trunk. - Coloured pencils.
- Senses and sense organs	- A chart showing sense organs.
- THEME: PERSONAL HYGIENE	
- SUB-THEME - Things we need for personal hygiene. - Things we use to clean toilets or latrines. - Childhood immunisable diseases	- Real objects e.g. basins, soap, toothbrush/paste, razor blade. - A chart showing ways of caring for the body. - A chart showing childhood immunisable diseases.

INSTRUCTIONAL ENGLISH MATERIALS

PRIMARY TWO - TERM I.

- A chart showing plurals of nouns by adding (S)
 - Pencil - pencils
 - Book - books
 - Cup - cups

- A chart showing plurals of nouns by adding (es)
 - Bush - bushes
 - Brush - brushes
 - Bus - buses
 - Box - boxes

- A chart showing plurals of nouns by adding – ies dropping y and replacing it with ies.
 - Baby - babies
 - City - cities
 - Factory - factories
 - Lorry - lorries

- 2. Flash cards showing vocabulary words;
 - Gun, uniform, police women

- Chart showing structures;
 - (a) Show me a

 - This is a _____

(b) What do you like?

I like

- A chart showing plurals of nouns which end with y adding (S).

Turkey - turkeys

Boy - boys

Key - keys

- Using real objects.

- A chart showing plurals of irregular nouns;

Tooth - teeth

Man - men

Goose - geese

3. Flash cards showing extended family members;

- grandmother, uncle, aunt, nephew, niece

- A chart showing extended family members.

- A chart showing punctuation marks;

Commas, capital letters, question marks, an apostrophe

- A chart showing people with their work.

- Pictures showing people with their work.

Doctor, nurse, teacher, cobbler

4. A chart showing past simple tense by adding (ed)

Cook - cooked

Plant - planted

Match - matched

- Flash cards showing common foods;

Ground nuts, cabbages, tomatoes, onions, real objects.

- A chart showing collective nouns.

A gang of thieves.

A choir of singers

A crowd of people.

- A chart showing adjectives.

Fat, small, smart, good, bright

5. A chart showing apostrophe to show ownership.

That is Mary's book.

This is Peter's bag.

- A chart showing vocabulary words about personal hygiene;

Boil, throw, wash, sweep, burn

- A chart showing present continuous tense adding; ing

Do - doing

Eat - eating

Brush - brushing

Burn - burning

- A chart showing present continuous tense that doubles the last letter.

Drop - dropping

Clap - clapping

Dig - digging

Sit - sitting

6. A chart showing doing verbs;

Walk, clean, go, sing

- A chart showing the present simple tense.

Walk - walks

Sing - sings

Dance - dances

- A chart showing the present tense (es)

Go - goes

Wash - washes

Match - matches

Brush - brushes

- A chart showing the use of an apostrophe in short.

He ~~is~~ - He's

They ~~have~~ - They've

She has - She's

Is ~~not~~ - Isn't

LITERACY II INSTRUCTIONAL MATERIALS

PRIMARY TWO TERM I.

TOPIC: SCHOOL	
SUB-TOPIC: HOW/COME TO SCHOOL	

	Chalkboard, strip cards, flash cards showing different vowels, sounds, wall chart.
People we find at school.	Flash cards, strip cards, real objects; pictures.
Places of work for people at school.	Wall chart showing structures e.g. Is this/that a.....? This/That is a Who is this/that?
Things in our school	Real objects. Wall chart showing structures.
Things found in the classroom.	Chalkboard illustration, strip cards, flash cards, wall charts.
School needs	Flash cards, strip cards.
School symbols	Flash cards, objects in the classroom.
School profile	Prepared work on sheets. (Guided composition)
School rules and regulations	Wall chart showing; Days of the week, strip cards, flash cards.
School activities	Prepared work on the sheets of paper (jumbled sentences).
Keeping the school clean	Prepared work on sheets of paper (stencil) about school activities.
Things used to keep the school clean.	Flash cards, strip cards for ("+" sound)
HOME	
Things in a home	Flash cards, chalkboard illustration, strip cards, real objects, wall chart (Handwriting about pattern "O").
Family	Wall chart, flashcards, strip cards showing sound "I"
Family relationship	Strip cards, wall chart showing a family tree, coloured pencils. Prepared work showing a family.
Needs of a family	Flash cards, strip cards, chalkboard illustration work prepared on sheets (substitution table)
Ways of meeting family needs	Flashcards, chalkboard illustration (Patterns about "Uu")
Family roles Children's roles	Flashcards, strip cards with sound "Pp".

Parents' roles	Prepared work on sheets of paper (a story)
Relatives	Picture composition showing a nuclear family, strip cards
House	Flash cards, chalkboard illustration (letter formation "Cc")
Rooms in a house	Flash cards, strip cards (Sound "Nn")
Types of houses	Wall chart showing things in a house Real objects.
Building materials	Guided composition about things found in a house, chalkboard illustration.
COMMUNITY	
People in the community	Flashcards, chalkboard illustration (formation of letter "Nn")
Animal homes	Flash cards, charts, strip cards about sound "C" e.g. cat, can, cow.
Animal young ones	Flashcard and strip cards. Prepared work on sheets of paper. (Riddles)
Animal sounds	Flash cards, prepared work on sheets of paper (story about a community)
People in our community	Chalkboard illustration, wall chart showing letter formation "Mm".
People and their activities	Chalkboard illustration, prepared work on the sheet of paper. (Guided composition).
Community needs	Chalkboard illustration, flashcards, (formation of letter "Bb"
Importance of personal hygiene	Flashcards, stripcards, prepared work on sheets of paper. (story about personal hygiene.
Ways of keeping the toilet clean	Chalkboard illustration, flashcards (letter formation "Hh")
Things we use to clean the toilet.	Chalkboard illustration, flashcards, stripcards. (about sound "sh")
Rubbish disposal	Flashcard, wall chart about plurals. (Things we use to clean)
Causes of common diseases	Strip cards, flashcards, chalkboard illustration. (Letter formation "Kk")
Important features in our community.	Flashcards, stripcards, charts (sound "Hh")
Parts of the body. (External	Flashcards, stripcards, prepared work on sheets of paper.

parts)	(Puzzle with words about parts of the body).
Main parts of the body	Flash cards, stripcards (Sound Rr)
Uses of body parts	Chalkboard illustration, prepared work on sheets of paper e.g. ours, mine, yours.
Body senses	Prepared work on sheets of paper (Guided composition about body senses and parts).
Body parts	Chalkboard illustration , strip cards. (Letter formation Ff)
Materials used to clean our body	Flashcards, stripcards, wall charts (sound MM)
Prevention of common diseases.	Flash cards, strip cards, wall chart (sound "Dd")
Immunisable diseases	Chart: Flash cards, prepared work on sheets of paper. (Pictures showing immunisable diseases)

INSTRUCTIONAL MATERIALS TERM I

PRIMARY TWO- NEWS.

1. THE HUMAN BODY AND HEALTH

MATERIALS

(a) Body parts

- (i) A chart showing parts of a body.
- (ii) Models of body parts from clay, plasticines.
- (iii) Real body parts

(b) Sanitation

- (i) Environment
- (ii) Rugs
- (iii) Brooms
- (iv) Brushes
- (v) Models of toilets, kitchen
- (vi) Panga
- (vii) Slasher
- (viii) Soap
- (ix) Dustbin
- (x) Basin
- (xi) rake
- (xii) hoe
- (xiii) Match box
- (xiv) Water

(C) Personal hygiene

- (i) tooth brush, Sponge, Soap, Comb, Towel Razorblade, Pair of scisors, Safety pins, basin, toilet papers, handkerchiefs.
- (d) Preventing and controlling diseases.
 - (i) Mosquito nets, doom, bop, ridsect , oil, boiled water.

2. Food and nutrition

(a) Food

- (i) Real food – proteins, bananas, beans, cabbages, rice, millet, sorghum, cassava, maize, mango, pawpaw, orange, pineapple, apple, fish, meat, chicken.

- (ii) Models of the above food.
- (iii) A chart showing examples of food.
- (iv) A chart showing sources of food.
- (v) Pictures of markers, garden, water bodies

THEME I: OUR SCHOOL AND NEIGHBOURHOOD

- (a) A chart showing the school.
- (b) A chart and real objects of school symbols.
- (c) The school environment.
- (d) Real and chart showing building materials.
- (e) Models
- (f) Charts and real objects of things we use at school.
- (g) Labels of school rules/class rules.
- (h) Real time table, handouts.

THEME II: OUR HOME AND COMMUNITY.

- 1. A chart showing family members of a nuclear family.
- 2. A chart showing an extended family.
- 3. A chart showing people and their work.
- 4. Practical materials (Models of people and their work tools)

INSTRUCTIONAL MATERIALS TERM I

PRIMARY TWO- MATHEMATICS.

- Number cards
- Counters
- Flash cards

Subtraction

- Number cards
- Counters

Measures: (Non – standard measures)

- Body parts (e.g. strides, arms, palms etc)
- Sticks
- Strings
- Ropes

Standard measures:

- Metre ruler
- Tape measure

Weight

- Weighing scale
- Weighing stones
- Seasaw
- Beam balance

GEOOMETRY

- Real objects (cups, eggs, switch, books, car tyres)

SETS

- Real objects, buttons, seeds, stones, beans, pencils, colours, rulers, books, boys, girls.

NUMERATION

Counting numbers

- A chart having numbers from 0 – 100.
- A rhyme
(number one x 2
where are you,
Here I am x 2
How do you do?)

Place Values

- Abacus, bundles and sticks

Number sequence

- A number line

Writing numbers in words.

- A chart showing number words.

GRAPHS

- Pencils, books, match boxes, sweets, bottle tops.

DIVISION

- Sweets, apples, pencils, rubbers, rulers, pancakes, biscuits.

FRACTIONS

- Real objects (Pieces of chalk, oranges, papers, tomatoes.

ALGEBRA

- Counters like sticks, straws, bottle tops etc.

TIME

- Calendars, clockfaces

CAPACITY

- Mugs, bottles, Jerrycans, buckets, flask, milk sackets.

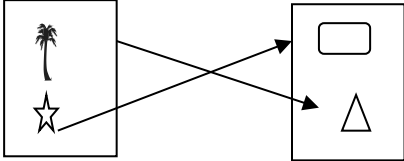
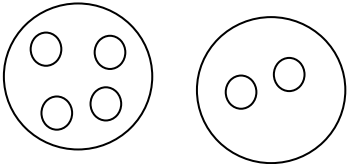
Area

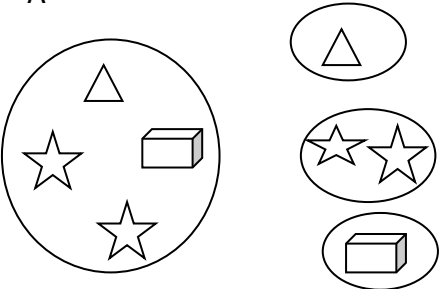
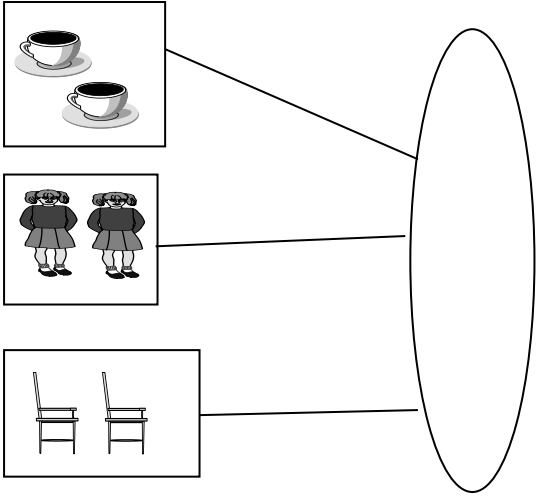
- Match boxes
- Papers



INSTRUCTIONAL MATERIALS TERM I

PRIMARY ONE- MATHEMATICS.

THEME: OUR SCHOOL	MATERIALS NEEDED
SUB-THEMES; Counting number 1 - 20	<ul style="list-style-type: none">- A chart showing numbers 0 – 20- A chart showing numbers and number words 0 – Zero 20 – twenty

	<ul style="list-style-type: none"> - Real objects like bottle tops, stones, sticks, old markers etc.
Counting numbers 0 – 50.	<ul style="list-style-type: none"> - A chart showing numbers 0 – 50 - A chart with numbers 50 – 100.
Arranging numbers greatest/biggest/smallest	Use strip cards.
Arranging numbers in descending and ascending order.	Use strip cards with only numbers.
Number words/number names.	<p>A chart showing numbers and numbers;</p> <p>0 – 10 10 – 20 20 – 30 30 – 50</p> <p>You can draw more than 2 charts.</p>
<p>Sets</p> <p>Forming sets</p>	<ul style="list-style-type: none"> - Real objects in the classroom. - A chart showing different sets formed.
Matching sets	<ul style="list-style-type: none"> - A chart showing association of objects e.g. 
Comparing sets	<ul style="list-style-type: none"> - Prepared stencil work to be pasted in books. - Which set has more/less members. <p>A B</p>  <ul style="list-style-type: none"> - Which set has more? - Which set has less? - How many are they altogether?
Separating sets	A chart showing how we get/form small sets from the big set.

	<p>A</p>  <p>A set of 1 triangle. A set of A set of</p> <ul style="list-style-type: none"> - A chart showing how we make a big set from small sets. 
<p>Joining sets</p>	<ul style="list-style-type: none"> - Use real objects in the classroom environment.
<p>Addition of numbers</p>	<ul style="list-style-type: none"> - Use real objects and counters.
<p>Numberline</p>	<ul style="list-style-type: none"> - Use prepared work on paper (Total less than 20).
<p>Word problems in addition.</p>	<ul style="list-style-type: none"> - Use real objects.
<p>Subtracting numbers;</p> <ul style="list-style-type: none"> - Vertically - Horizontally - Word problems 	<ul style="list-style-type: none"> - Use real objects.
<p>Grouping and counting in 2s.</p>	<ul style="list-style-type: none"> - Use real objects. - A chart showing different things

	<p>grouped in 2s. e.g.</p> <p>1 group of 2 = <input type="text"/></p>  <p>Two groups of 2 = <input type="text"/></p>  <p>Up to 10.</p> <ul style="list-style-type: none"> - Use real objects. - A chart showing different things grouped in 5s.
Number patterns of 2, 5 and 10.	<ul style="list-style-type: none"> - Counters - Prepared work on papers.
Place values (Tens and ones)	<ul style="list-style-type: none"> - Counters i.e. bottles, tins, stones etc. - Abacus.
Shapes	<ul style="list-style-type: none"> - Cut shapes - A chart showing different shapes.
Number families	<ul style="list-style-type: none"> - Which two numbers add up to; 1, 2, 3, 4 and 5 Or - What is 1, 2, 3, 4, 5? - Prepared work on papers.
Missing addends (algebra)	<ul style="list-style-type: none"> - Prepared work on papers.

INSTRUCTIONAL MATERIALS TERM I

PRIMARY ONE - ENGLISH

ALPHABETS

(i) A chart showing alphabets written in;

- Capital letters; A, B, C, D, E,
- Small letters; a, b, c, d, e,

(ii) Strip cards written in capital and small letters.

(iii) A chart written on words in capital letters e.g.

book - BOOK

Table - TABLE

In small letters e.g.

BOY - boy

CHAIR - Chair

(iv) Letter cards;

(v) A chart showing how to arrange words in alphabetical order. E.g.

2	1	3
Bag	apple	cup
Apple	bag	cup

Flash cards to be arranged in alphabetical order.

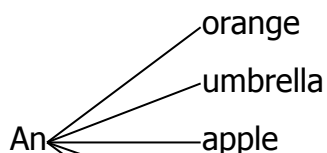
Nouns

- A chart showing several nouns like; names of things
- Names of places
- Names of days of the week
- Month of the year
- Names of people.

Articles;

Article and

A chart showing words/nouns with article an

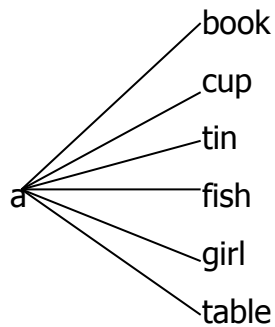
An 

Inkpot

Egg

Article a.

A chart showing nouns with article a.



Plurals

Plural nouns.

- A chart showing plural nouns with (S)

Book - books

Cup - cups

Tin - tins

- A chart showing plural nouns with (es)

All words that end with; o, sh, ch, x, & ss

Bench - benches

Bus - buses

Box - boxes

Brush - brushes

Glass - glasses

VERBS

- A chart showing doing verb adding;

ing

Eat - eating

Sweep - sweeping

Stand - standing

Cook	-	cooking
Wash	-	washing
Build	-	building
Sell	-	selling

Etc

- A chart showing doing verbs were (e) is dropped.

Comē	-	coming
Dancē	-	dancing
Givē	-	giving
Ridē	-	riding
Drivē	-	driving
Writē	-	writing
Makē	-	making
Wavē	-	waving

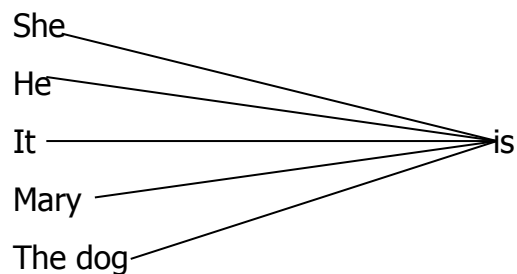
PAST TENSE

- A chart showing past tense adding (ed) ending as sound (t)

Rain	-	rained
Point	-	pointed
Join	-	joined
Play	-	played
Clean	-	cleaned
Pray	-	prayed
Boil	-	boiled

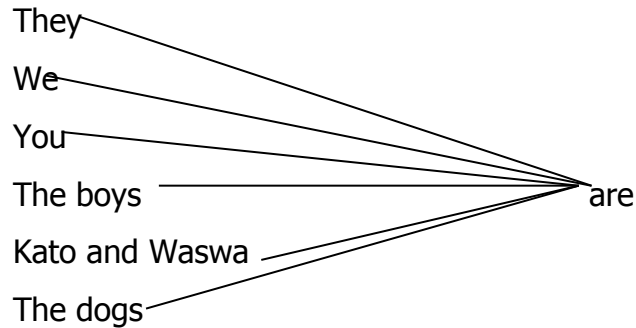
Use of is:

- A chart showing how to use (is)



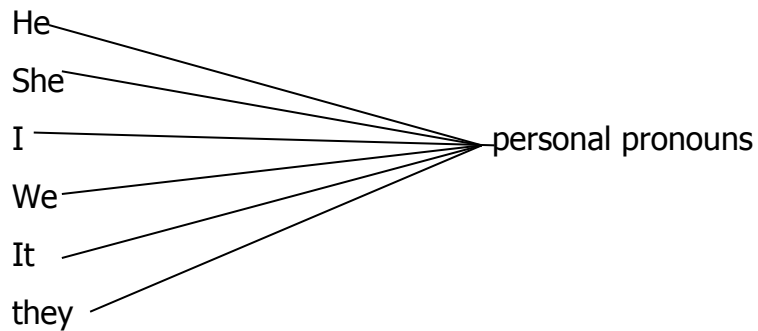
Use of are;

- A chart showing how to use are;



PRONOUS

- A chart showing sentences with nouns to be replaced by personal pronouns.



Kaganda is sick.

He is sick.

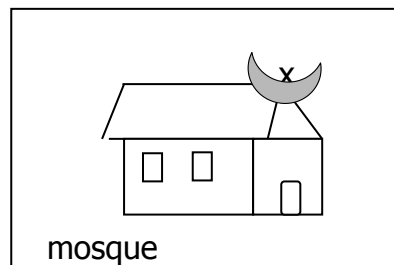

Mary is coming.

She is coming

Moses and I are tired. We are tired.

Types of houses

- Picture cards drawn on different types of houses/buildings. E.g.



- Hut, school, granary, latrine, kennel, garage.
- A chart showing different types of houses or building.

OPPOSITES

- A chart showing opposites;

Tall	-	short
Hot	-	cold
Big	-	small
Fatter	-	thinner
Taller	-	shorter
Worse	-	better

GENDER;

- A chart showing gender.

Male	Female
He	she
Boy	girl
Father	mother
Brother	sister
Uncle	aunt
Husband	wife
Niece	nephew
King	queen
Prince	princess
Headmaster	Headmistress
Dog	bitch
Bull	cow

PAST TENSE

- A chart showing past tenses adding (d) only.

Share	-	shared
-------	---	--------

Move	-	moved
Complete	-	completed
Love	-	loved
Revise	-	revised
Bathe	-	bathed
Dance	-	danced
Close	-	closed
Create	-	created
Smile	-	smiled
Change	-	changed
Live	-	lived etc

GETTING SMALL WORDS FROM BIG ONES

- A chart showing small words from big ones e.g.

Teacher	-	tea,	each,	her,	he,	teach
Carpenter	-	flower	-			
Ball	-	pencil	-			
Mat	-					
Cup	-					
Chair	-					

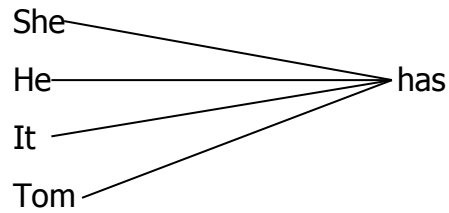
COMPOUND WORDS

- A chart showing compound words;

Head	+	girl	=	headgirl
House	+	wife	=	housewife
Match	+	box	=	matchbox
Net	+	ball	=	netball
Hand	+	bag	=	handbag
Chalk	+	board	=	chalkboard

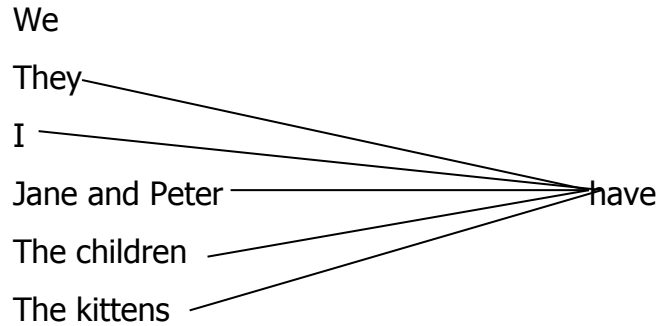
Use of has:

- A chart showing how we can use has.



Use of have;

- A chart showing how we can use; Have



- A chart showing possessive pronouns.

This is my book.

That is her dress.

John is carrying his bag.

This bag is mine.

Your book is dirty.

Their food is ready.

Sarah has our money.

That shirt is yours.

This is their house. It is theirs.

- A chart showing the use of (do).

I do my work every day.

Do you like that teacher?

We do things together.

They do work in an office.

You do this work every night.

We always do not come early.

- A chart showing the use of (was)
One egg was cracked.
The apple was on the table.
Annet was skipping a rope.
Mother was cooking food.
He was riding a bicycle.
She was fetching water.
It was chasing a rat.
Mary was eating food.

- A chart showing the use of (were)
The goats were eating grass.
The boys were playing football.
The oranges were sweet.
Mary and Annet were sweet.
Mary and Annet were sleeping.
They were washing clothes.
You were running very fast.
We were writing English.
The girls were skipping a rope.

- A chart showing the use of (does)
He does his work regularly.
She does her work in the morning.
Mary does not want to study.
Peter does not feed well.
It does its things.