



HORMISDALLEN SCHOOLS

RECESS PACKAGE, 2020

BABY CLASS

Name: _____

Do the following

1. Point at your mother, father, sister and brother.
2. Touch your head, shoulder, knees, eye, nose, and mouth.
3. Clap your hands twice.
4. Raise up your hands.
5. Jump five times.
6. Say the colour of the sun, leaves and sky.
7. Tell the fruit you like most, draw it and then shade.
8. Recite a rhyme about the family members.
9. Use your coloured pencils to form shapes.
i.e rectangle, square, triangle

e.g



ENGLISH READING

1. Copy and learn.

S S S _____

2. Match the same sound.

s	n
a	p
t	s
i	a
p	t
n	i

3. Copy and learn.

a _____

a _____

4. Sound, read and match.

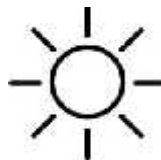
s



a



t



i



p



n



5. Copy and learn.

t _____


t _____

6. Circle a sound for the picture.



t

a



s

p




n

i

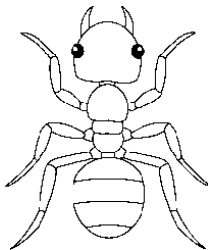
7. Copy and write again.

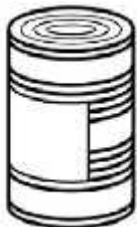
p _____

8. Write sounds for the pictures.









9. Copy and learn.

i _____

i _____

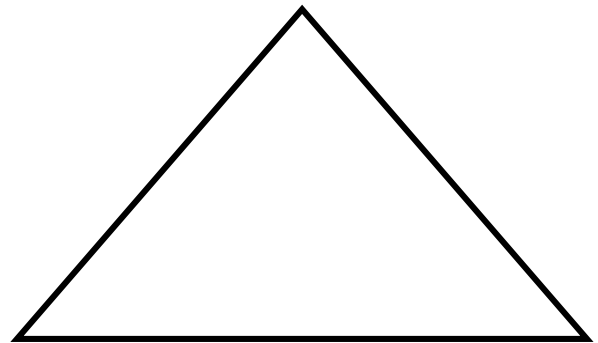

i _____

10. Copy again.

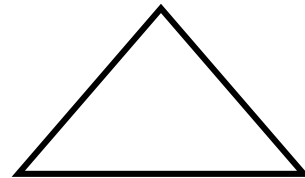

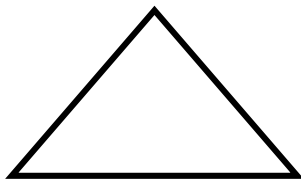

n _____

MATHEMATICAL CONCEPTS (NUMERACY).

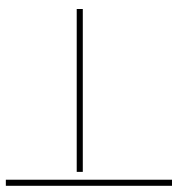
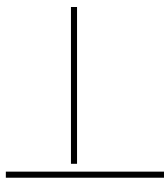




I. Shade the shapes and name orally.




2. Match the same shapes.



3. Trace and write number 1



4. Count, shade, write and trace number 2



2

2

2

5. Match the same and write.

1

5

5

2

4

3

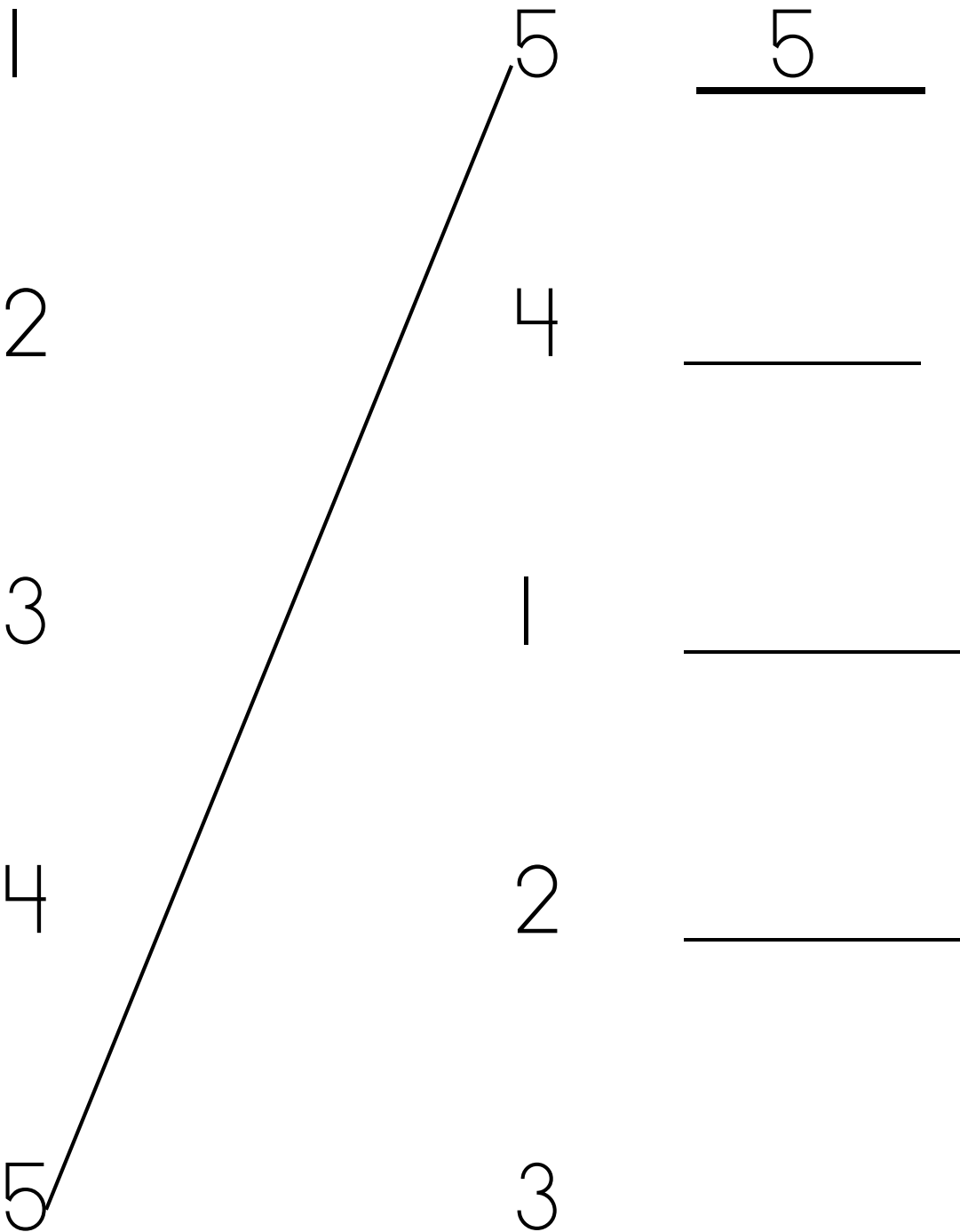
1

4


2

5

3



6. Count and match.



4



2



3



1



5

7. Tick only number 3

3 ✓

0

2

5

3




3

0


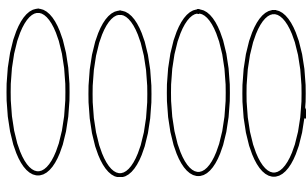


1

4

8. Circle the given number.



9. Count and match the same.



10. Ring the same number.

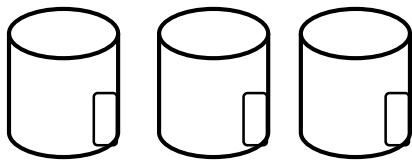
② ② 0

5 4 5

3 1 1

0 0 4

11. Count and circle.



③ 2 1



1 2 3



4 5 3

12. Copy and write these numbers.




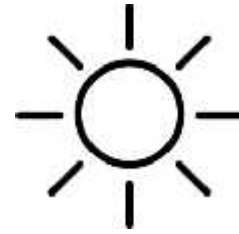
1	2	3	4	5

ENGLISH LANGUAGE



1. Read and shade.



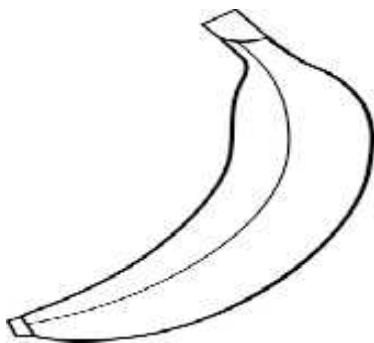
2. Read and match the same.



3. Ring the same pictures.



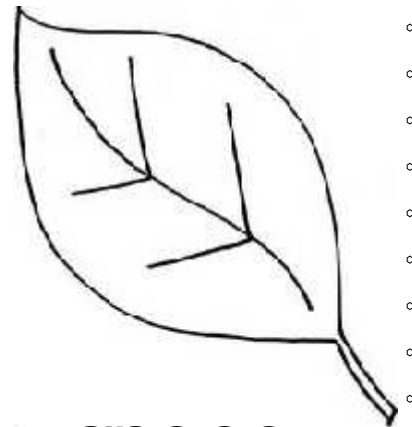
4. Shade me.



yellow



red



green

5. Match the same colours.

(shade these colours for your child)



red



green



yellow



red

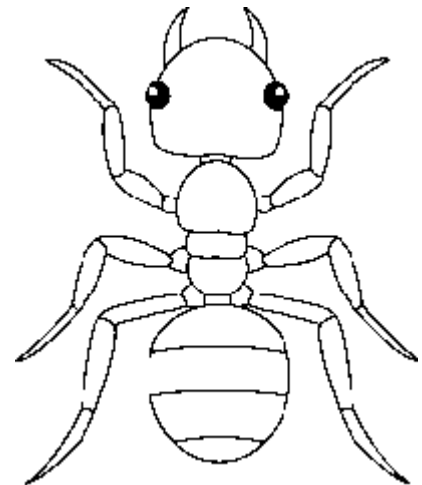

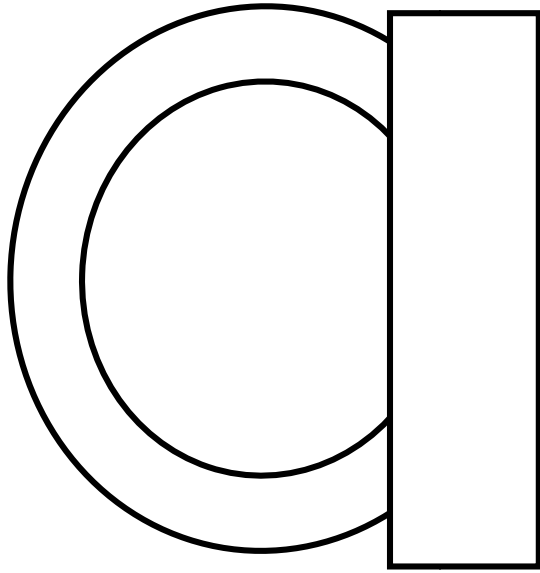


green


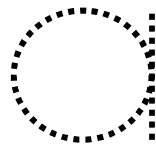



yellow

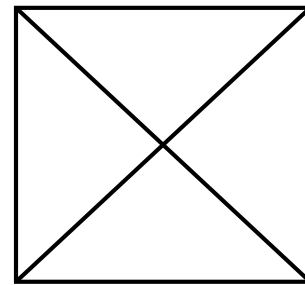
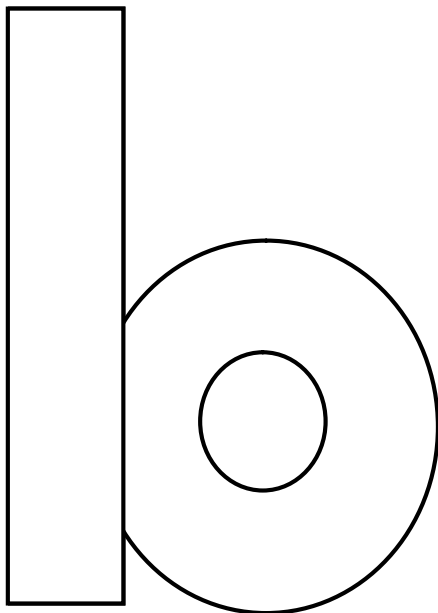
6. Shade letter 'a' and the friends.



7. Trace and write.



8. Shade letter 'b' and the friends.



9. Trace and write.

b

b

b

b

c

c

c

c

d

d

d

d

10. Match the same letters.

a

d

b

c

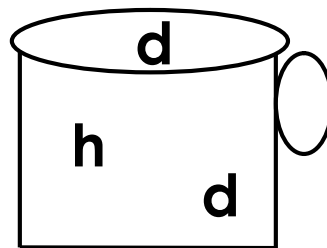
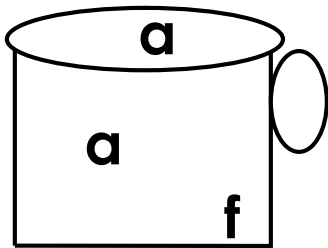
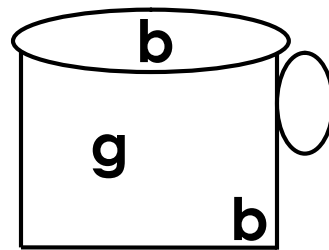
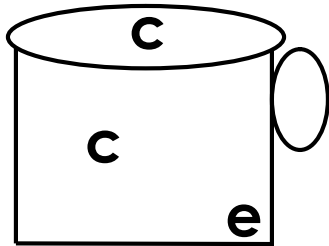
c

b

d

a

11. Ring the given letter.



12. Read and match.

a



b



c



d



13. Copy and write.

a

b

c

d

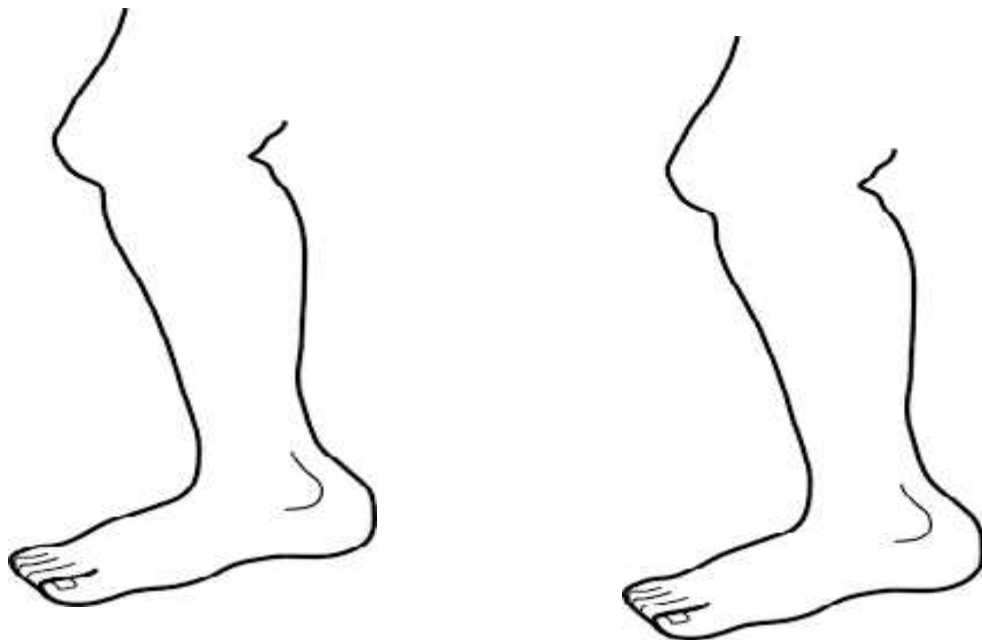
e

HEALTH HABITS



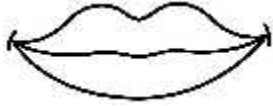
1. Name these body parts orally.




2. Shade the legs.



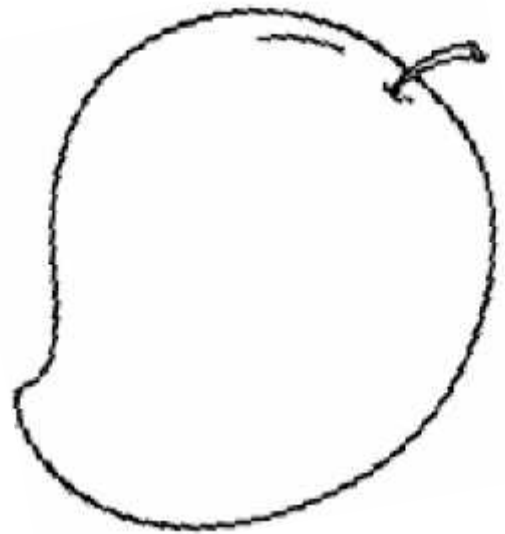

3. Match the same body parts.




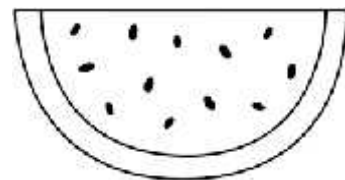
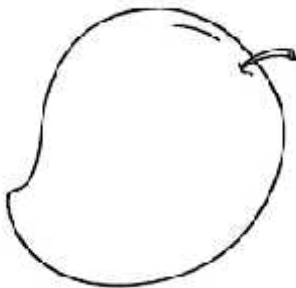
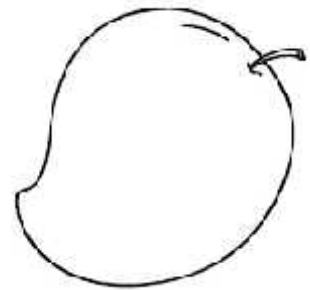
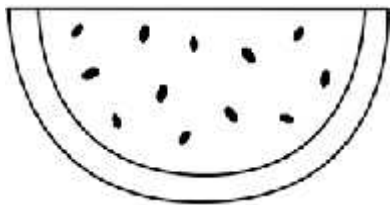
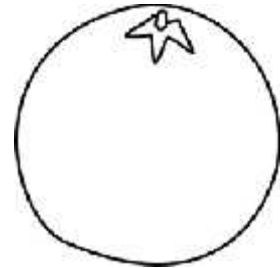
4. Shade the nose.



5. Shade the fruits.



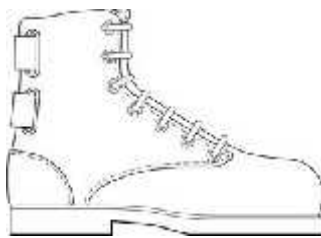
6. Match the same fruits.



7. Shade things we wear.

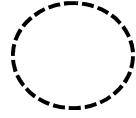
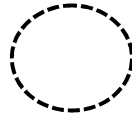
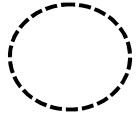
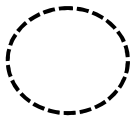


8. Match the belongings.




WRITING

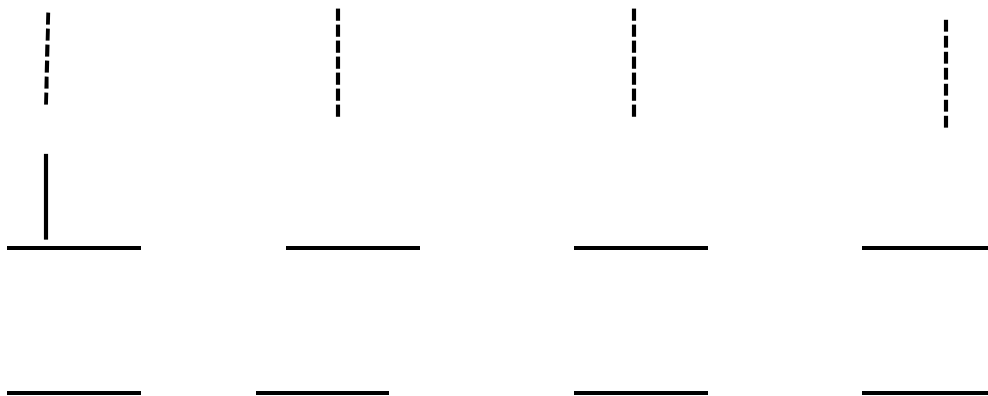
Trace and write.




1. Shade a standing stick.



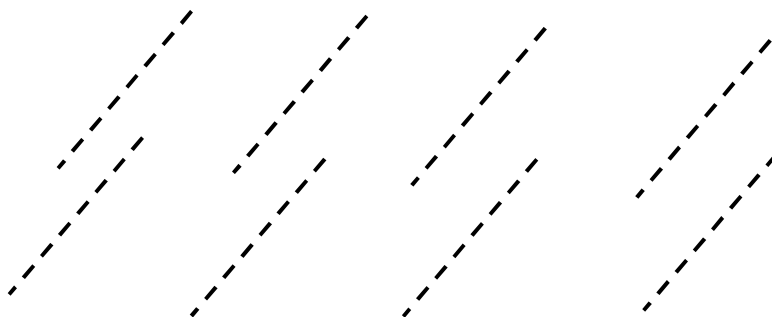
2. Trace and write.




3. Shade a sleeping stick.




4. Trace a slanting stick forward.





5. Trace a slanting stick backward.




6. Shade a curve forward.



7. Trace and write.



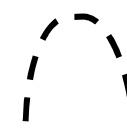


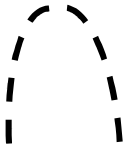

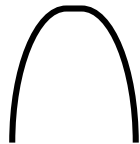




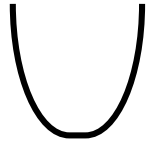
8. Shade a curve backward.



9. Trace and write.

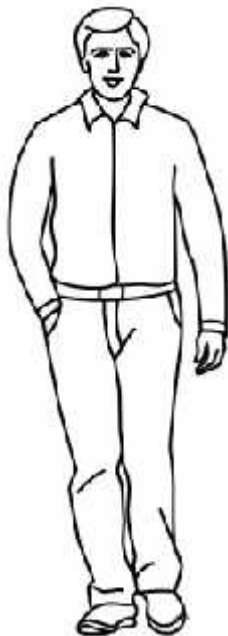


10. Trace.



SOCIAL DEVELOPMENT


1. Shade a father.



2. Shade mother and a baby.



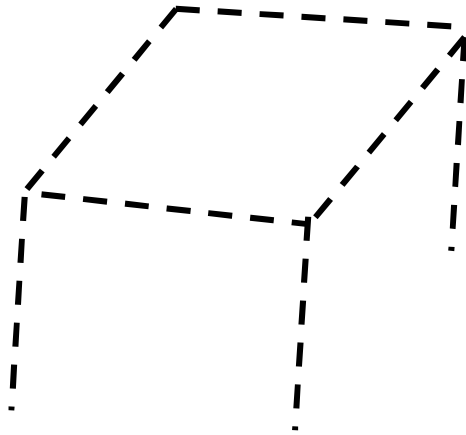
3. Shade your cup.



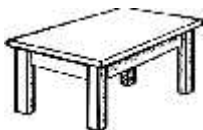
4. Match the same.



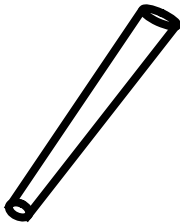
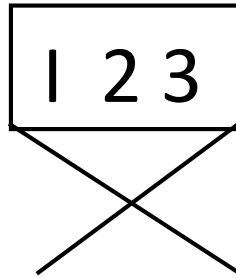
5. Trace the table.



6. Match the same.



7. Tell things in class.



8. Shade the school.

