



HORMISDALLEN SCHOOLS

RECESS PACKAGE, 2020

MIDDLE CLASS

ENGLISH

1. Collect ten leaves, seven cups, five stones, nine forks, three dresses, one book then draw and colour them.
2. Draw yourself washing your clothes.

3. Use a pencil, a book to draw and shade

Things in a class.	Things at school.
People at school.	Family members.

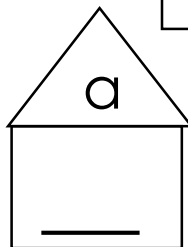
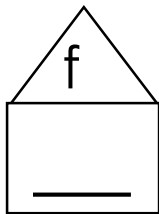
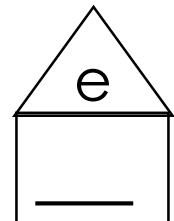
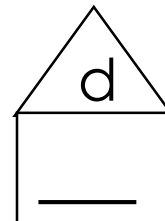
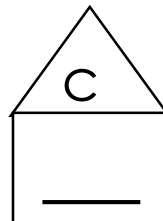
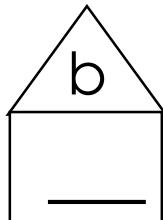
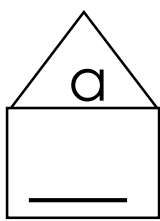
Things we use to
clean our body.

Dangerous objects

Important places.

Things we sit on.

1. Read and write.



2. Read, match and write.

c b —





i h —

b f —

h c —

f i —

3. Read and copy.

		
cup	axe	bag
		

4. Read and match.

sun

dog

cat

tin

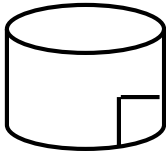
dog

sun


tin

cat


5. Match pictures to words.




hen



sun



tin



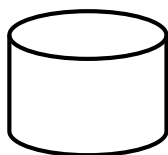
box

6. Shade for the picture.



tin


egg



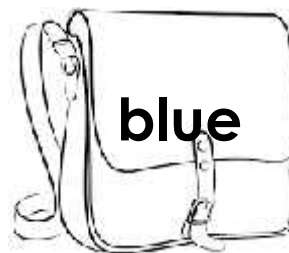
bag

tin

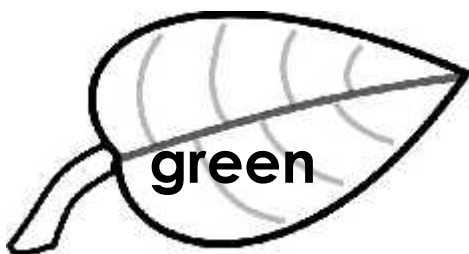
7. Shade correctly.




red



blue



green



yellow

8. Read and copy.

in


on

over

near

under

9. Read and match.



on

under

near

over


in

1. Circle the correct word.



under

on



near

under



in

on

2. Cross the different picture.



3. Match pictures to words.



digging



cooking




dancing

4. Copy the sentences.



It is a mat.



It is a box.



It is a key.



5. Read and draw.


It is a tin.




It is a box.



It is a mat.



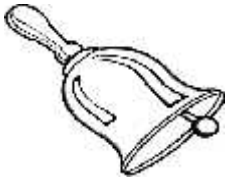
This is a book.



6. Complete the sentences.



It is a _____



It is a _____



It is a _____



This is a _____



This is a _____



This is a _____

MATHEMATICAL CONCEPTS (NUMERACY)

1. Copy and write.

0	1	2	3	4	5
0 _____	_____	_____	_____	_____	_____
6	7	8	9	10	11
_____	_____	_____	_____	_____	_____

2. Match the same and write.

1	5 _____
2	8 _____
0	10 _____
6	3 _____
4	0 _____
3	6 _____
10	2 _____
8	4 _____

3. Circle the correct number.

2

2

3

3

3

3

5

5

5

6

6


6

7

7

7







4. Write correctly.



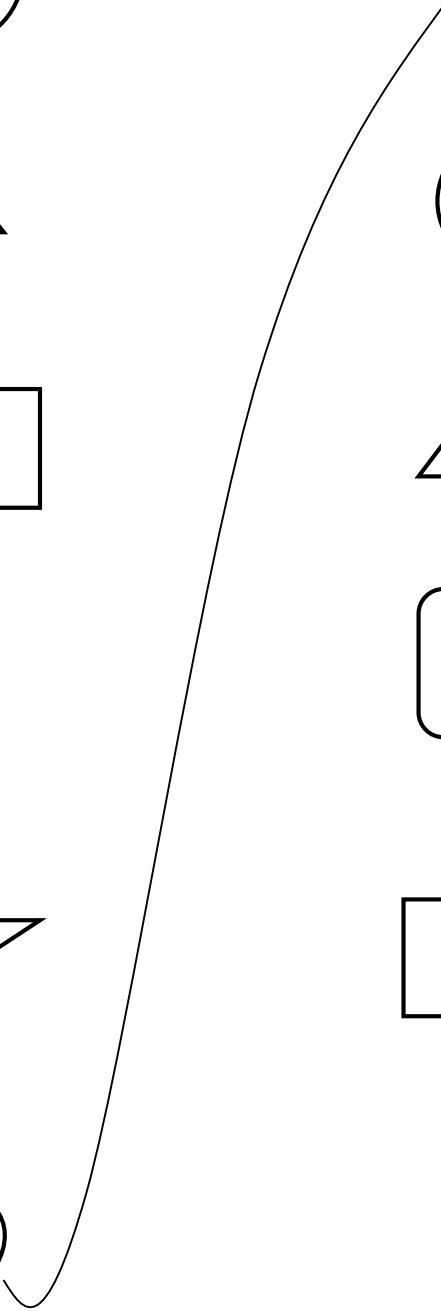


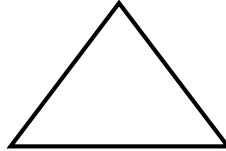





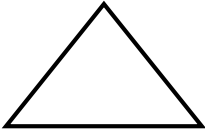

5. Tick the given number.

15	=	15	16	17
11	=	4	11	10
7	=	3	2	7
2	=	2	3	4
4	=	10	4	11

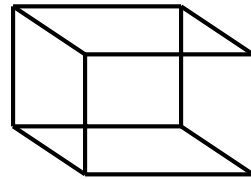
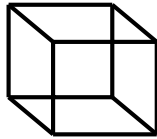
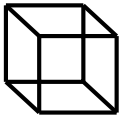



6. Copy and write.




7. Match the same and draw.



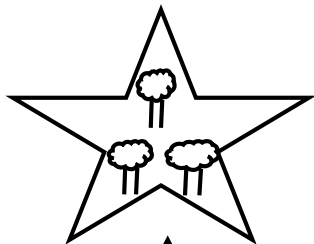
8. Circle the biggest object.



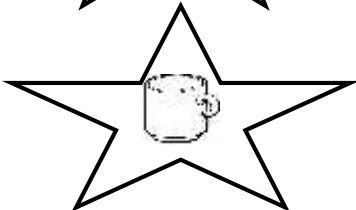
9. Count and write.



= _____

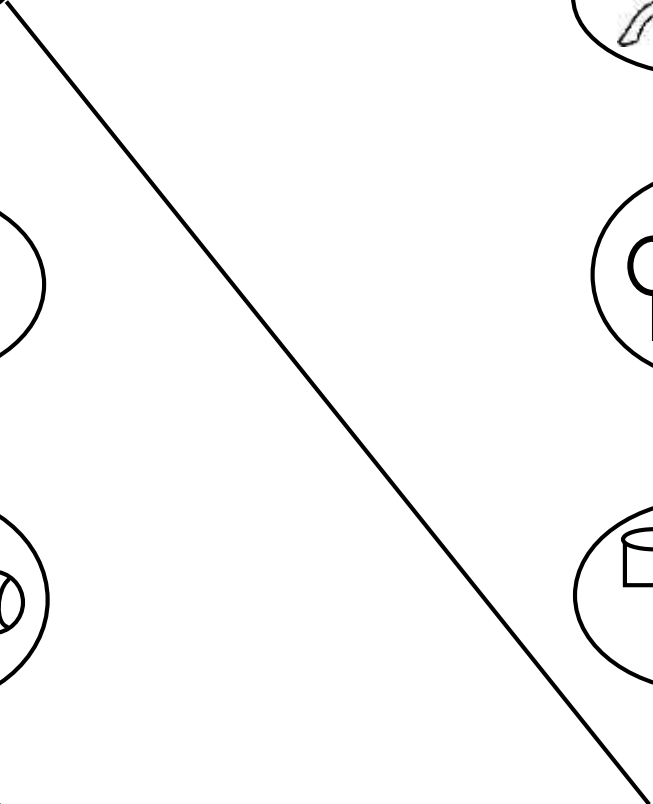
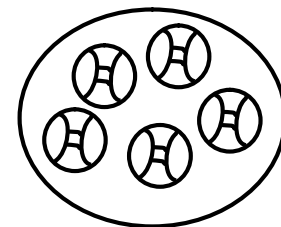
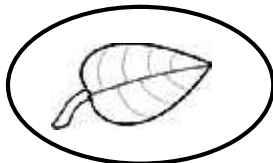

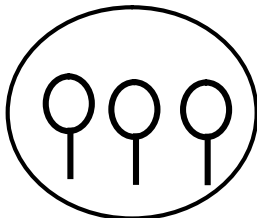
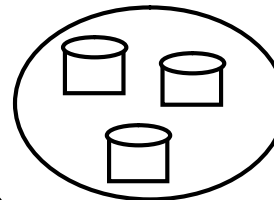
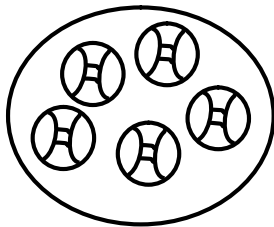
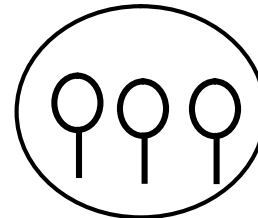
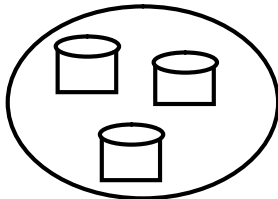

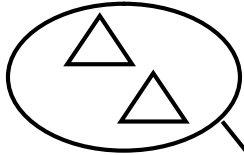


= _____




= _____

10. Match the sets.



11. Form new sets.



12. Add the pictures.

$$\square \square + \square = \underline{\hspace{2cm}}$$

$$\text{♀♀♀} + \text{♀♀} = \underline{\hspace{2cm}}$$

$$D D + D D = \underline{\hspace{2cm}}$$

$$O + O = \underline{\hspace{2cm}}$$



13. Add these numbers.

$$1 + 1 = 2$$

$$2 + 1 = \underline{\quad}$$

$$2 + 2 = \underline{\quad}$$

$$3 + 2 = \underline{\quad}$$

$$1 + 0 = \underline{\quad}$$

14. Read and match.

zero 5

one 3

two 0


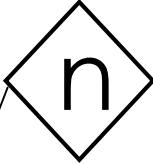













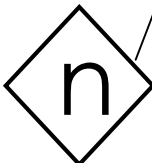


three 1

four 2

five 4











READING

1. Match the same and write.

Note: A line connects the 'n' in the first row of the first column to the 'n' in the second row of the second column.

2. Circle the correct picture for the sound.

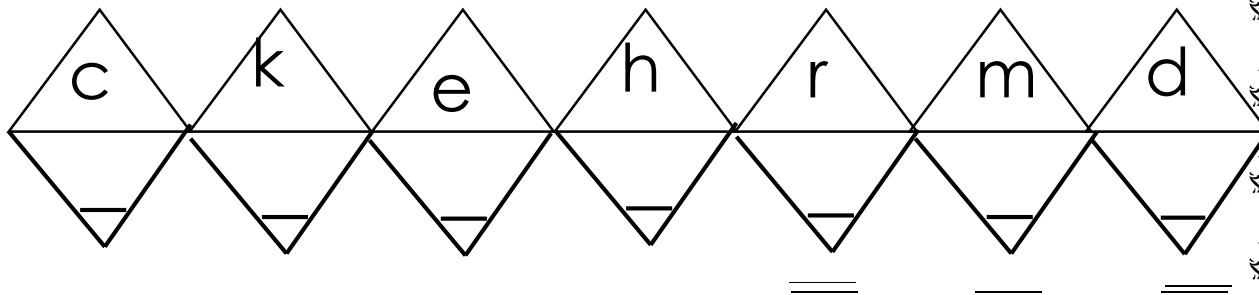
t		
a		
p		
n		
s		

3. Form words and read.




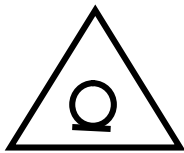





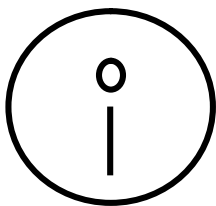
i _ t = it i _ n = _____

a _ t = _____ a _ n = _____



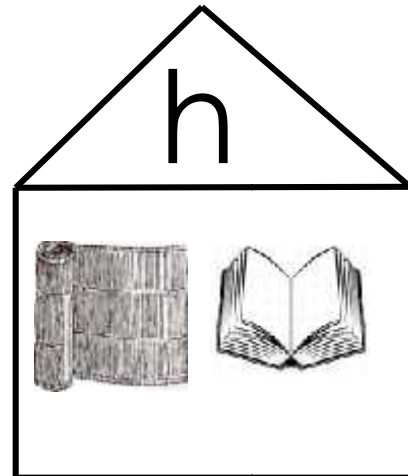
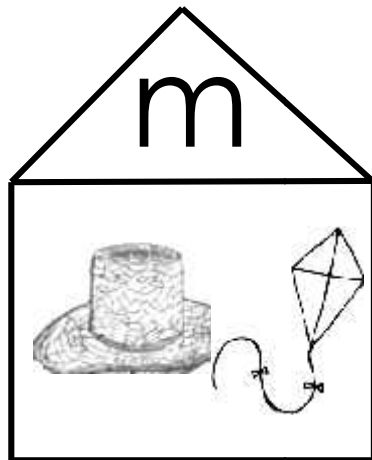
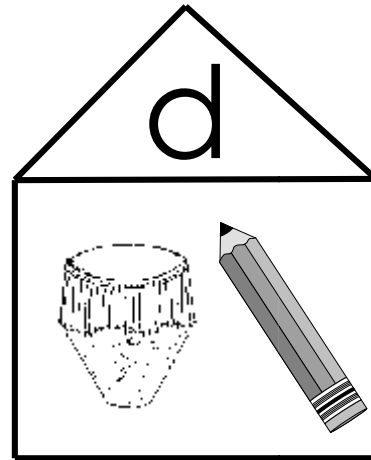

4. Copy and learn.





5. Tick the correct sound.



6. Shade the picture for the given sound.



7. Match pictures to words.



hen

tap

mat

cat

cup

8. Read and draw.

bed

tin


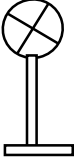





doll

rat

pen

fan

9. Write the first letter sound for the picture.

	_____
	_____
	_____
	_____
	_____
	_____
	_____

10. Match sounds to words.

g

bed

l

umbrella

d

orange

f

gun

o

leg

u

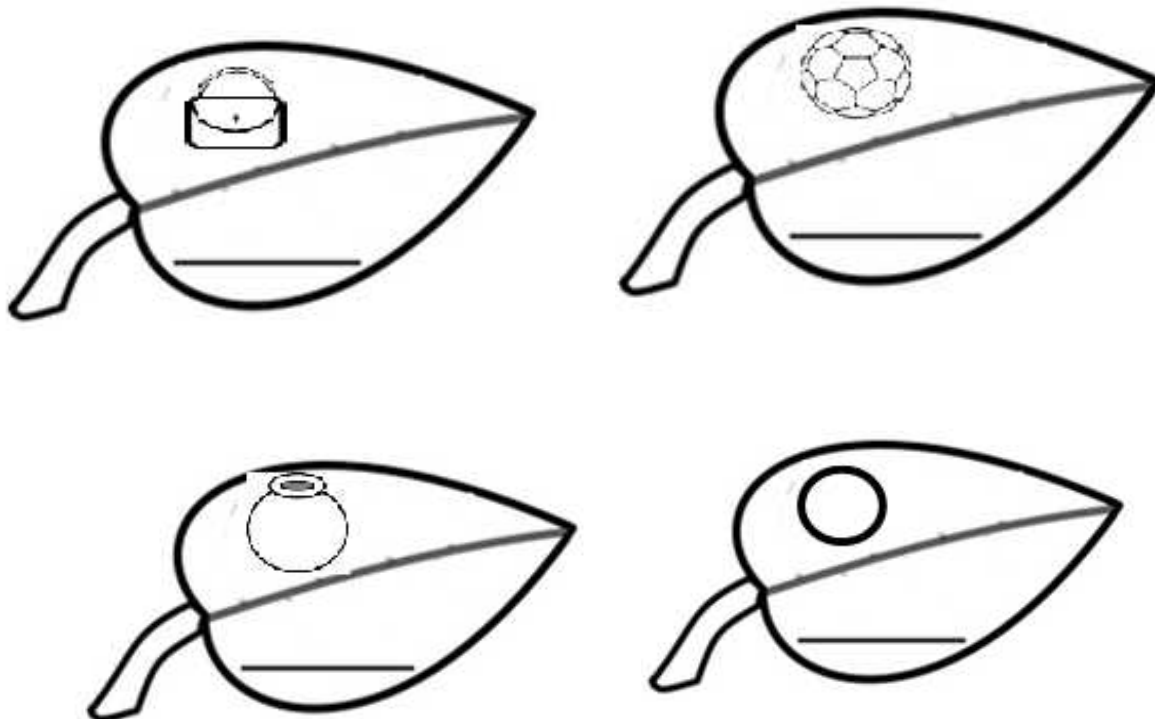
fan

b

dot




11. Name these pictures.



12. Read and draw.


It is a tap.




It is a mat.




It is a bell.



It is a pin.



It is a hut.



13. Fill in the missing letters.




__all



__un




cu__





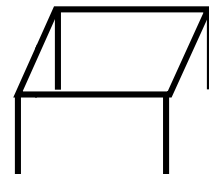

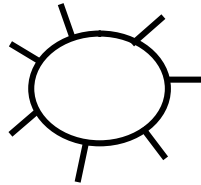
s__n

SOCIAL DEVELOPMENT

1. Draw your home.



2. Tick only things found at home.



3. Circle things found in class.




4. Read and match.

hair



bag





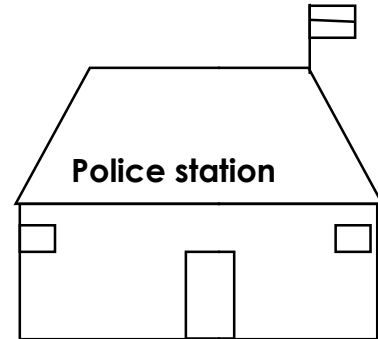
book



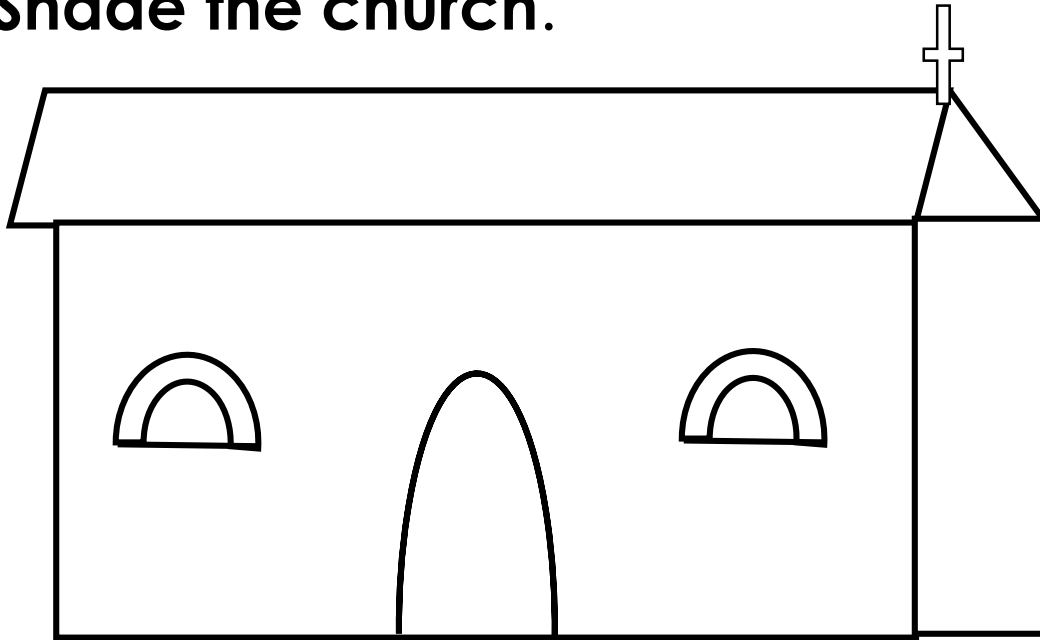
tin



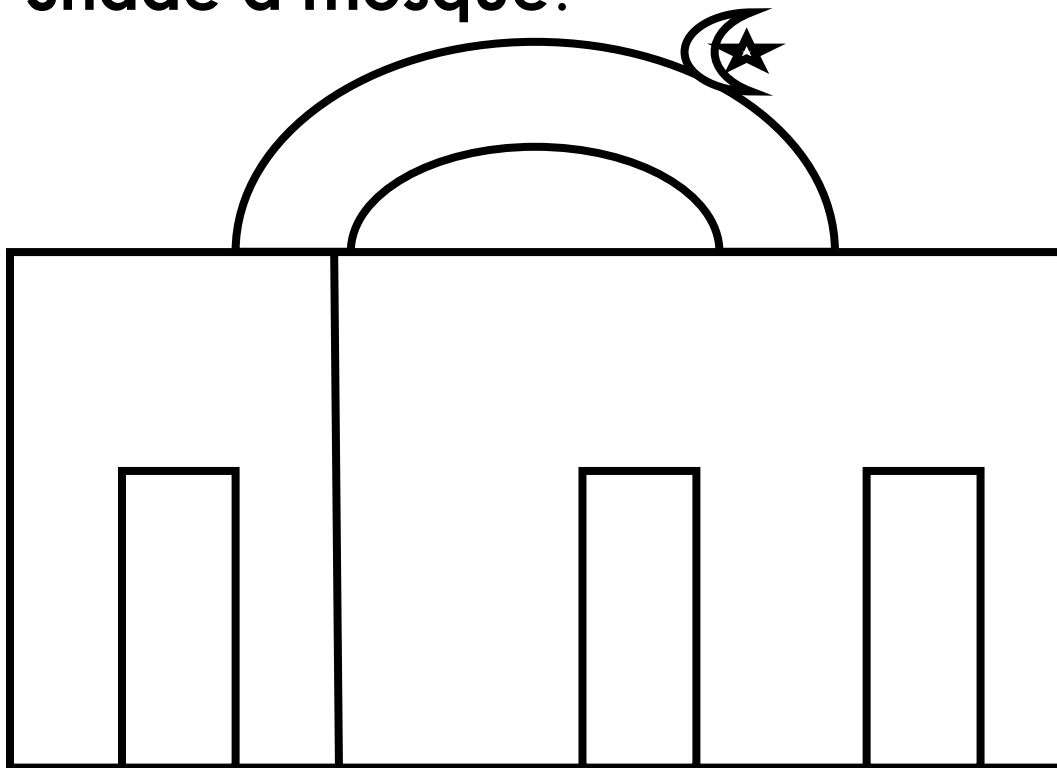
7. Match people to their places of work.



8. Shade the church.



9. Shade a mosque.



HANDWRITING

1. Copy and write.

0| 0| 0|



0= 0= 0= 0= 0=



||= ||= ||= ||= ||=



2. Copy and learn



3. Copy and write.



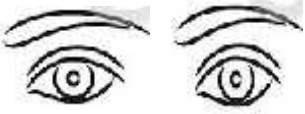




car can




HEALTH HABITS

1. Copy the same.

 eyes	 nose	 ears

2. Read and match.



mouth

ears


eyes

leg

nose

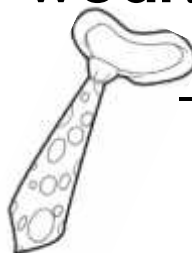


3. Circle things we wear.



4. Name things we wear.









(tie, dress, shorts, skirt)

5. Shade a picture for the word.

soap



comb



towel



water



6. Read and draw.

apple




watermelon




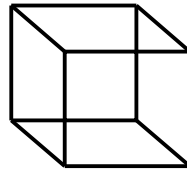


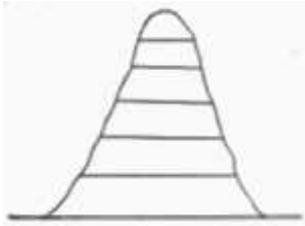
mango



banana



7. Underline things created by God.



END