






SHALOM NURSERY SCHOOL


PRACTICE WORK FOR MIDDLE CLASS, TERM 1 2020

LEARNING AREA 3: HEALTHY HABITS

1. Copy the same.



2. Match to sound and draw




t



s



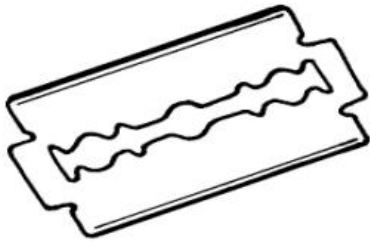
w



s



3. Tell these pictures.



4. Match the same words and draw.

eye

nose



leg

neck _____

hand

eye _____


nose

hand _____

neck

leg _____


5. Circle the given picture. .



6. Draw your eyes.



7. Colour the teacher.



8. Do the actions.

Clap your hands,
show me your head,
mouth, legs,
ears, nose,
snap your fingers

9. Match and write.

f

baby baby

m

sister _____

b

father _____

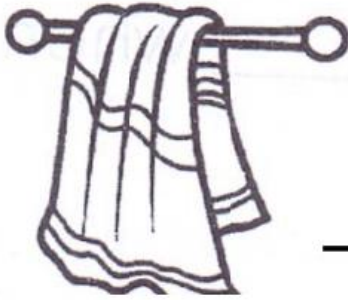
s


brother _____

b

mother _____

10. Shade well and write.







.....**GOD IS LOVE**.....

**PRACTICE WORK FOR MIDDLE
CLASS
TERM 1 2020
LEARNING AREA 4: NUMERACY**


1. Match the same and copy.


1	7	_____
2	9	_____
3	8	_____
4	1	<u>1</u> _____
6	10	_____
8	4	_____
9	6	_____
10	2	_____

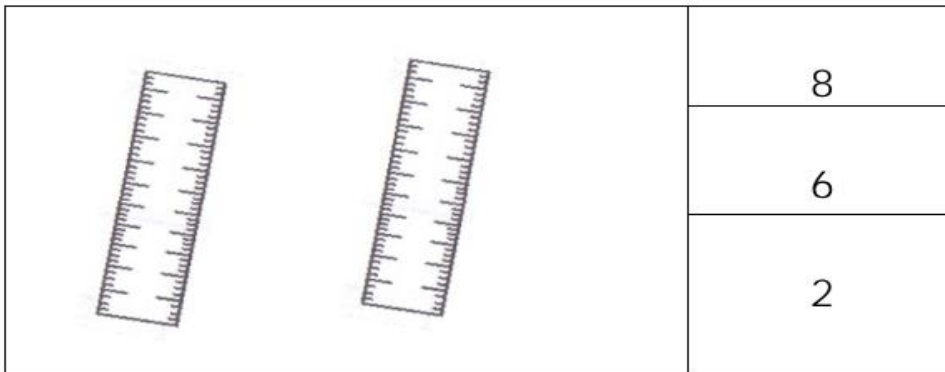

2. Draw the same.



3. Count and circle the correct number.

	<input checked="" type="radio"/> 4
	<input type="radio"/> 3
	<input type="radio"/> 2

	<input type="radio"/> 1
	<input type="radio"/> 0
	<input type="radio"/> 6



4. Match numbers to words.

1

five

2

six

3

one

4

two

5

four

6

three

5. Write the number after

5	6
---	---


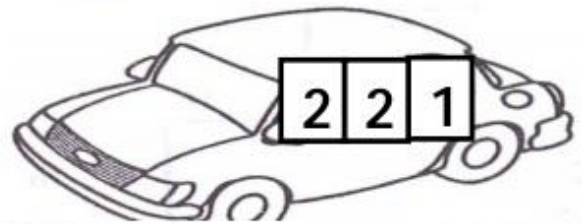
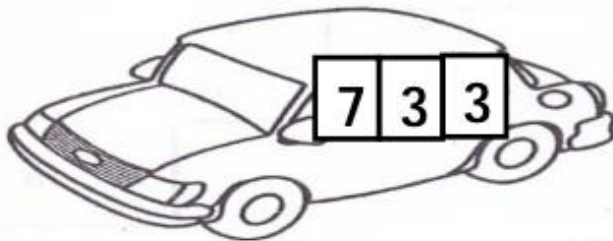


6	
---	--

4	
---	--

8	
---	--

2	
---	--

6. Shade the odd man out.




7. Read and match.


square



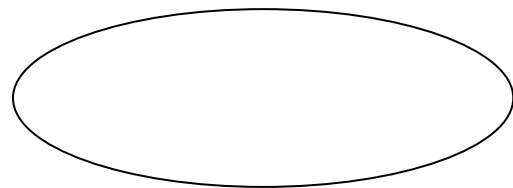
circle



star




oval




8. Copy number 1 – 10.


1




2




3




4




5




6




7




8



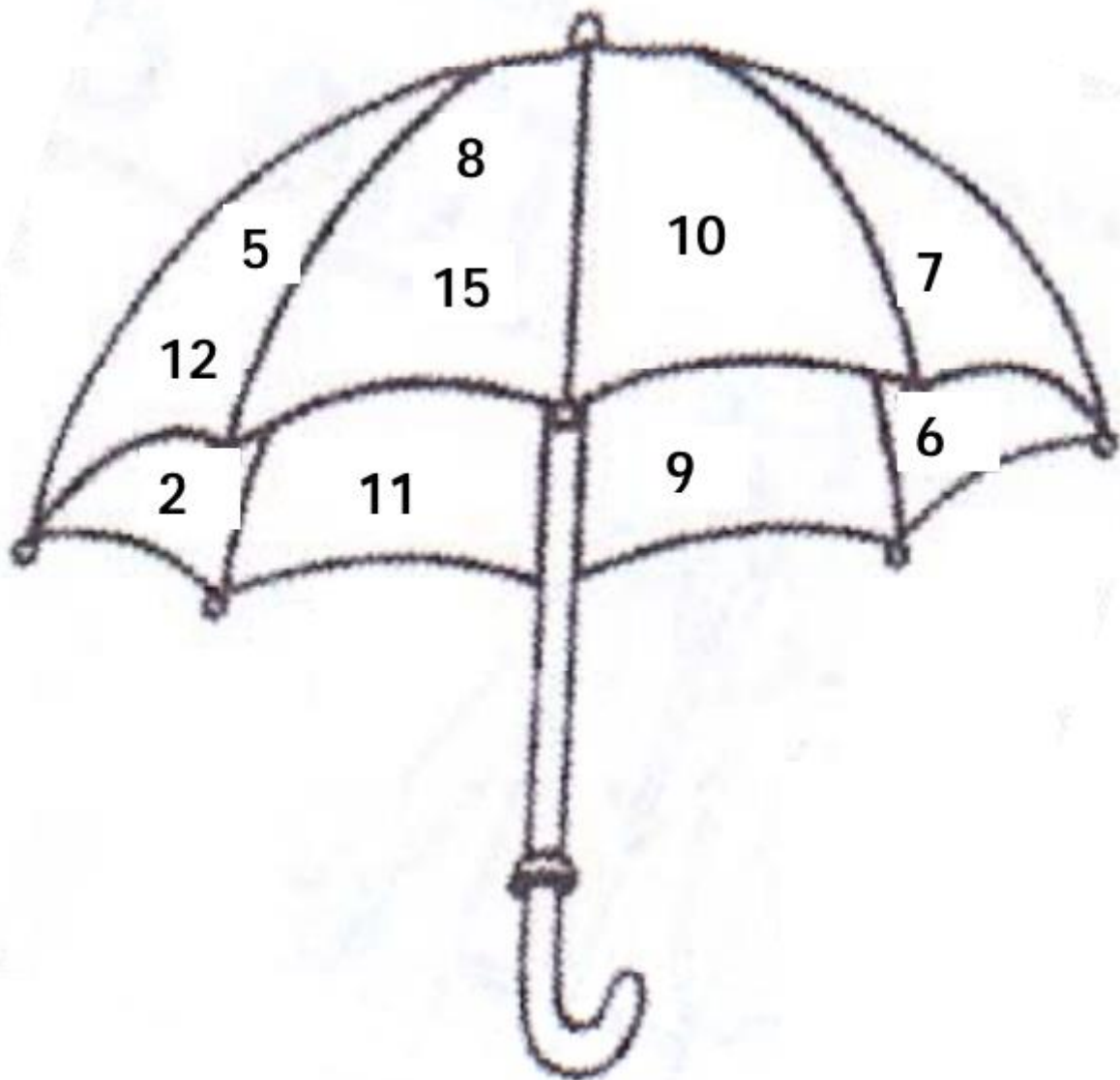
9



12



9. Tell the number.



.....**GOD IS LOVE**.....

PRACTICE WORK FOR MIDDLE CLASS

TERM 1 2020

LEARNING AREA 2: LANGUAGE DEVELOPMENT

1. Match the same words.

pencil

table

book

cup

bag

pencil

chair

book

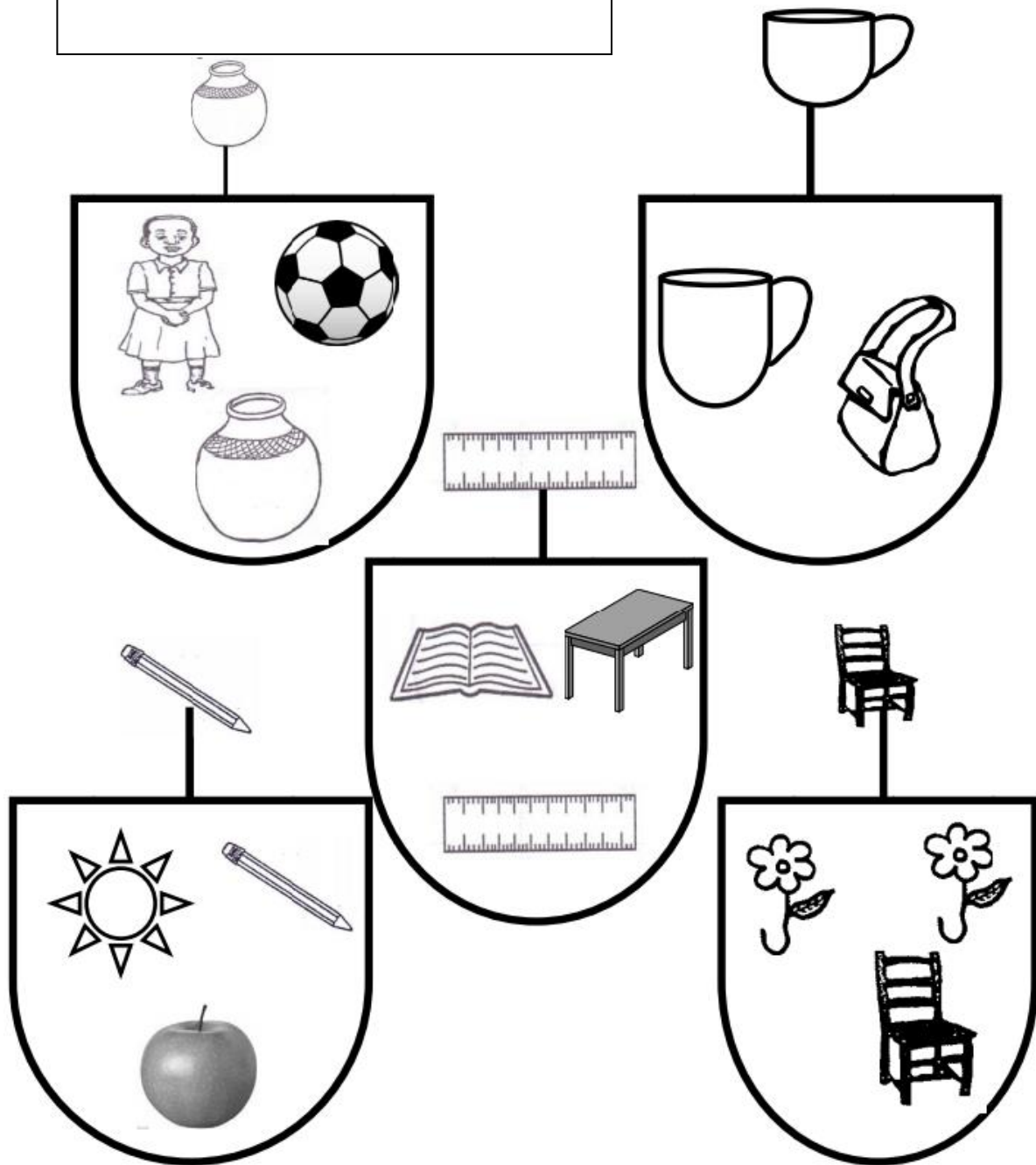
table

chair

2. Copy and draw.

tin	book
cat	boy

3. Circle the given picture.



4. Tell the action.



5. Read and match.



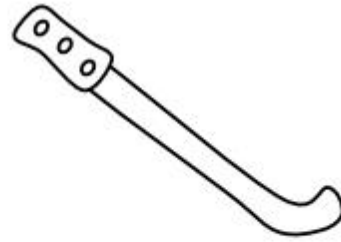
hoe

axe

rake


basket

panga




6. Draw the pictures.


boat




car



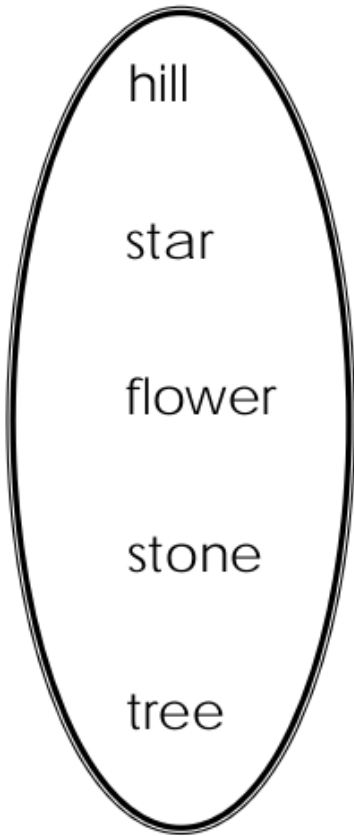
bus



ship



7. Make sentences using. (It is a



8. Complete the sentences.



It is a _____.



It is a _____.



It is a _____.

(girl, cat, boy)

9. Tick the odd man out.

sun

sun

cat

apple

moon

moon

tree

bus

tree

hen

cock

cock

book

book

fire

.....**GOD IS LOVE**.....



PRACTICE WORK FOR MIDDLE CLASS

TERM 1 2020

LEARNING AREA 5: READING.

1. Listen and write words of
sound a.

1. mat


3. _____


2. _____


4. _____


5. _____


2. Tick the correct sound for the picture.



s
f
t


c
d
e

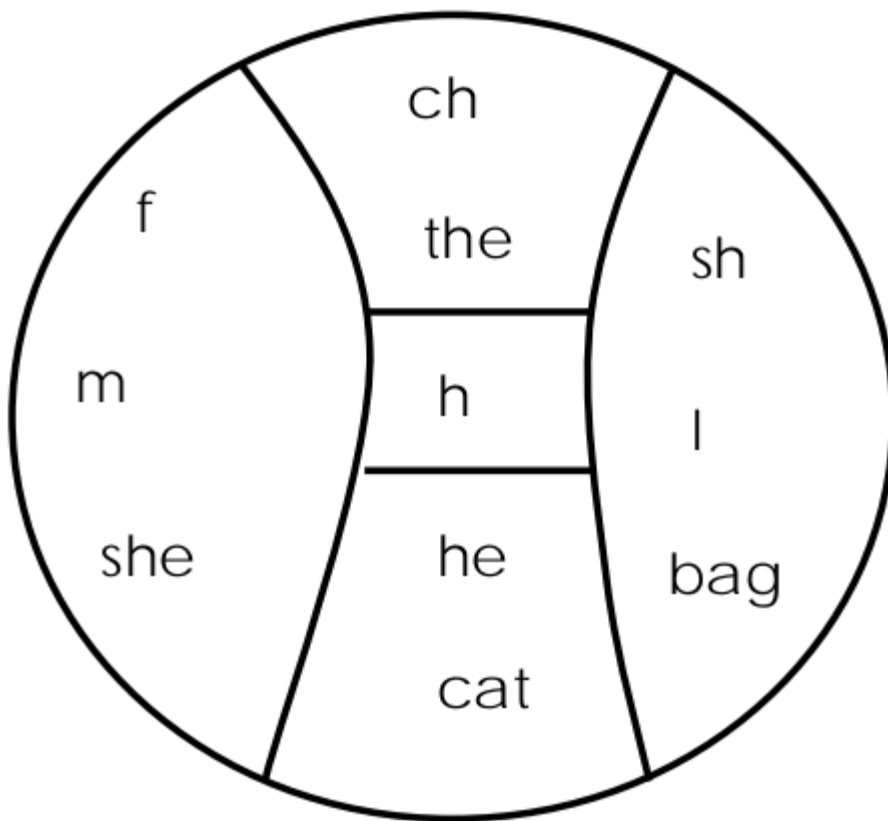

h
e
m


m
u
p



n
r
a


s
f
t

3. Read aloud



4. Copy well the vowel sounds



5. Read match and write.

ba

tip _____

ca

pen _____

se

set _____

pe

bad _____

ha

can _____


ti

hand _____

6. Match a picture to a sound.



m



h



e



a

.....**GOD IS LOVE**.....