

# KAMPALA JUNIOR ACADEMY

## PRE – PRIMARY HOLIDAY ACTIVITIES, 2020.

Name: \_\_\_\_\_

Class: \_\_\_\_\_

**Colour the picture.**



## Activity 1

1. What is your name?

My name is \_\_\_\_\_

2. In which class are you?

I am in \_\_\_\_\_

3. My school is \_\_\_\_\_

4. I am \_\_\_\_\_ years old.

5. I live at \_\_\_\_\_

6. I have \_\_\_\_\_ legs. (one, two)

7. I use my \_\_\_\_\_ for walking. (legs, ears)

8. I am a \_\_\_\_\_. (boy, girl)


## READING ACTIVITY

*N.B; Please download jolly phonics application to help you guide our child in building reading concepts.*

Please tick  the words he/ she can read.

banana	<input type="checkbox"/>	zoo	<input type="checkbox"/>	dog	<input type="checkbox"/>	sheep	<input type="checkbox"/>
book	<input type="checkbox"/>	cat	<input type="checkbox"/>	tin	<input type="checkbox"/>	egg	<input type="checkbox"/>
Pie	<input type="checkbox"/>	goat	<input type="checkbox"/>	fish	<input type="checkbox"/>	mat	<input type="checkbox"/>
igloo	<input type="checkbox"/>	net	<input type="checkbox"/>	chips	<input type="checkbox"/>	tree	<input type="checkbox"/>

**Name the pictures.**




\_\_\_\_\_



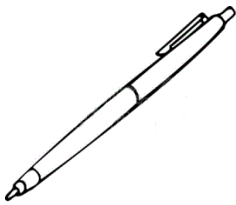
\_\_\_\_\_



\_\_\_\_\_



\_\_\_\_\_




\_\_\_\_\_




\_\_\_\_\_

**egg , ball , snake , bag , basket , pen**

Fill in the missing sounds.



sh \_\_\_ p




\_\_\_ lephant




a \_\_\_ e



b \_\_\_ ll



p \_\_\_ t



st \_\_\_ l

**Form words.**

be

fe

bi

hi

se

pi



---

---

---

---

---

---

**Read and draw.**

dog	bag	fish	banana
pen	hen	man	tap

Circle the given words from the puzzle.

c	a	r	c	p	t
a	p	a	u	e	h
t	p	t	p	n	v
v	l	s	x	c	w
b	e	d	t	i	n
k	e	t	t	l	e

car

rat

apple

cat

cup

pen

tin

bed

MATHEMATICAL CONCEPTS

Write numbers 0 up to 20.

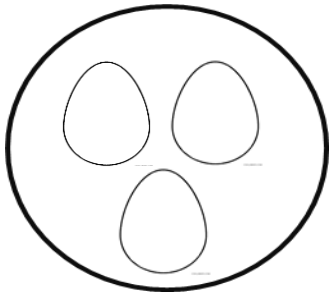

Form small sets.

The large oval contains the following objects:

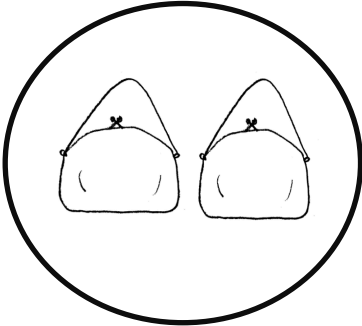
- Top: 1 soccer ball
- Second row: 1 star, 1 book, 1 soccer ball
- Third row: 1 book, 1 apple, 1 star, 1 book
- Fourth row: 1 apple, 1 star, 1 soccer ball, 1 book
- Fifth row: 1 soccer ball, 1 book, 1 soccer ball
- Bottom: 1 book

Four empty circles are positioned to the right of the oval, connected to it by lines. These circles are intended for the student to write the names of the objects they have grouped.

**Name the sets.**




**A set of 3 eggs.**




---



---



---






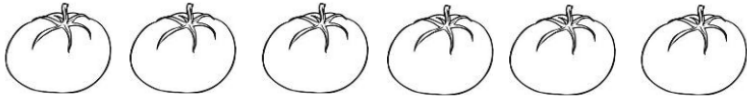



---




Copy the same.

11	12	13	14	15	16	17	18	19	20

Count and write.

	$\underline{\quad}$
	$\underline{\quad}$
	$\underline{\quad}$
	$\underline{\quad}$
	$\underline{\quad}$
	$\underline{\quad}$
	$\underline{\quad}$


**Count and match.**



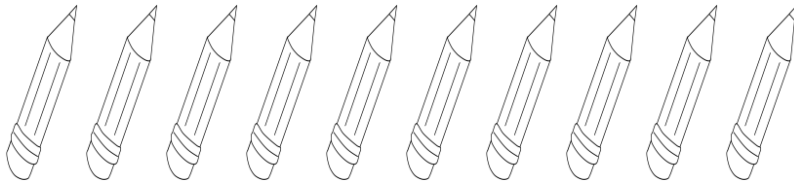
11



6



10



3



5

With the help of counters like straws, stones, bottle tops, pencils, crayons, add the given numbers.

E.g:  $\overset{\bullet}{\bullet}2 + \overset{\bullet}{\bullet}2 = \overset{\bullet}{\bullet}\overset{\bullet}{\bullet}4$

$8 + 1 =$

$5 + 2 =$

$3 + 1 =$

$6 + 0 =$

$1 + 1 =$

$4 + 4 =$

Colour circles red, triangles blue and squares yellow.

